

**AKC Rally® Regulations**  
**Rally Judges' Guidelines**  
**The Steward in Rally**  
**Rally Signs and**  
**Descriptions**

**Amended to November 1, 2017**

**NOTE: This Rulebook  
contains the following  
insert(s):**

**\*Yellow Insert -  
Effective November 1,  
2017**



**AMERICAN  
KENNEL CLUB®**

## AMERICAN KENNEL CLUB'S MISSION STATEMENT

The American Kennel Club is dedicated to upholding the integrity of its Registry, promoting the sport of purebred dogs and breeding for type and function. Founded in 1884, the AKC and its affiliated organizations advocate for the purebred dog as a family companion, advance canine health and well-being, work to protect the rights of all dog owners and promote responsible dog ownership.

**Revisions to the  
Rally Regulations  
Effective November 1, 2017**

**This insert is issued as a supplement to the  
Rally Regulations amended to November 1, 2017  
and is a correction to PAGE 36**

**Rally Regulations – Chapter 4, Rally Championship**

**Section 1. Dogs that May Compete.** Rally Championship points will be recorded for dogs after they have earned the Rally Master title. When a dog earns the Rally Champion title, it may continue to compete and earn points.

**Section 2. Championship Points.** Rally Championship points will be recorded for dogs earning a score of 91 or better in the Rally Excellent B and Rally Master class. A dog must earn a total of 300 points, with a minimum of 200 points from the Master class. Additionally, the dog must receive qualifying scores in Advanced B, Excellent B and the Master class, on the same day at the same trial at 20 separate licensed or member rally trials.

**Section 3. Point Schedule.**

	<u>Score</u>	<u>Points</u>
<u>Excellent B</u> & <u>Master Class</u>	<u>91</u>	<u>1</u>
	<u>92</u>	<u>1</u>
	<u>93</u>	<u>1</u>
	<u>94</u>	<u>1</u>
	<u>95</u>	<u>1</u>
	<u>96</u>	<u>1</u>
	<u>97</u>	<u>2</u>
	<u>98</u>	<u>3</u>
	<u>99</u>	<u>4</u>
	<u>100</u>	<u>5</u>

**Section 4. Rally Champion Title.** The AKC will issue a Rally Champion certificate and will permit the use of the letters RACH preceding the name of each dog that meets the requirements.

The letters RACH will be followed by a numeric designation indicating the number of times a dog has met the requirements of the RACH title as defined in these Regulations. (RACH2 for 40 triple qualifying scores and 600 points, RACH3 for 60 triple qualifying scores and 900 points, etc.)

**AKC RALLY® REGULATIONS**  
**EFFECTIVE November 1, 2017**  
**Table of Contents**

AKC Rally Regulations – Purpose .....	5
<b>CHAPTER 1 – General Regulations .....</b>	<b>6</b>
Section 1. Rally Trials .....	6
Section 1a. Junior Rally Showcase .....	7
Section 2. Premium Lists, Closing of Entries and Catalog .....	7
Section 3. Rally Classes Offered .....	9
Section 4. Recording Fees .....	9
Section 5. Declining Entries .....	9
Section 6. Rally Trial Committee .....	9
Section 7. Rally Sanctioned Matches .....	10
Section 8. AKC Sanction .....	10
Section 9. Rules Applying to Dog Shows .....	10
Section 10. Identification .....	10
Section 11. Immediate Family .....	10
Section 12. Dogs Eligible to Compete .....	10
Section 13. Dogs that May Not Compete .....	10
Section 14. Qualifying Score .....	12
Section 15. Transfers .....	12
Section 16. Entry Eligibility, Change of Entry .....	12
Section 17. Disqualification, Ineligibility, Excusal and Change in Appearance of Dogs .....	12
Section 18. Dog Attacks / Event Committee Hearing .....	14
Section 19. Disturbances .....	14
Section 20. Risk .....	14
Section 21. Decisions .....	15
Section 22. Dogs Competing .....	15
Section 23. Judging Assignments, Scheduling and Judging Program .....	15
Section 24. Limitation of Entries .....	16
Section 25. Additional Judges, Reassignment .....	17
Section 26. Split Classes in Premium List .....	17
Section 27. Split Classes, Official Ribbons, Prizes .....	17
Section 28. Rally Ribbons .....	18
Section 29. Rally Match Ribbons .....	18
Section 30. Ribbons and Prizes.....	18
Section 31. Highest Combined Score in the Advanced B and Excellent B Classes .....	19
Section 32. Highest Scoring Triple Qualifying Score .....	19
Section 33. Stewards.....	20
Section 34. Ring Sizes and Conditions.....	20

Section 35. Rally Rings at Dog Shows .....	20
Section 36. Rally Signs and Equipment.....	21
Section 37. Judge’s Report on Ring and Equipment .....	22
Section 38. Judges’ Education .....	22
<b>CHAPTER 2 – Regulations for Performance and Judging /</b>	
<b>Judging Standards, Procedures and Scoring .....</b>	<b>23</b>
Section 1. Standardized Judging .....	23
Section 2. Standard of Performance .....	23
Section 3. Qualifying Performance .....	24
Section 4. No Added Requirements .....	24
Section 5. A and B Classes and Different Breeds .....	24
Section 6. Interference and Double Handling .....	24
Section 7. Re-judging .....	25
Section 8. Judge’s Book and Score Sheets .....	25
Section 9. Announcement of Scores .....	25
Section 10. Explanations and Errors .....	25
Section 11. Compliance with Regulations and Standards .....	26
Section 12. Physically Challenged Handlers .....	26
Section 13. Judging Program Order .....	26
Section 14. Use of Leash .....	26
Section 15. Collars .....	26
Section 16. Heel Position .....	26
Section 17. Commands .....	27
Section 18. Minimum Penalties .....	27
Section 19. Misbehavior .....	27
Section 20. Training and Warm-up on the Grounds .....	27
Section 21. Training and Disciplining in the Ring .....	28
Section 22. Placement of Signs .....	28
Section 23. Sign Descriptions and Additional Information .....	28
Section 24. Jumps and Jump Heights .....	28
Section 25. Walkthrough Time .....	29
Section 26. Judge’s Directions .....	29
Section 27. Timing .....	29
Section 28. Tied Scores and Times .....	29
Section 29. Timer Malfunction .....	29
Section 30. Scoring .....	30
<b>CHAPTER 3 – Classes and Titles .....</b>	<b>32</b>
Section 1. Rally Novice Classes .....	32
Section 2. Rally Novice A Class .....	32
Section 3. Rally Novice B Class .....	32
Section 4. Rally Novice Title .....	32
Section 5. Rally Intermediate Class .....	32
Section 6. Rally Intermediate Title .....	32
Section 7. Rally Advanced Classes .....	32

Section 8. Rally Advanced A Class ..... 33

Section 9. Rally Advanced B Class ..... 33

Section 10. Rally Advanced Title ..... 33

Section 11. Rally Excellent Classes ..... 33

Section 12. Rally Excellent A Class ..... 33

Section 13. Rally Excellent B Class ..... 34

Section 14. Rally Excellent Title ..... 34

Section 15. Rally Advanced Excellent Title ..... 34

Section 16. Rally Master Class ..... 34

Section 17. Rally Master Class Title ..... 35

**CHAPTER 4 – Rally Championship** ..... 36

    Section 1. Dogs That May Compete ..... 36

    Section 2. Championship Points ..... 36

    Section 3. Point Schedule ..... 36

    Section 4. Rally Champion Title ..... 36

**CHAPTER 5 – AKC Rally® National Championship** ..... 37

    Section 1. Rally National Championship Defined ..... 37

    Section 2. Rally National Champion Title ..... 37

    Section 3. Dogs That May Compete ..... 37

**CHAPTER 6 – Non-Regular Classes** ..... 38

    Section 1. Rally Pairs Class ..... 38

    Section 2. Rally Team Competition ..... 38

**SUGGESTED CONSTRUCTION**

    High Jump ..... 39

    Broad Jump ..... 40

    Bar Jump ..... 41

**GLOSSARY OF RALLY TERMS** ..... 42

**RALLY JUDGES’ GUIDELINES** ..... 45

**CHAPTER 1 – Rally Judges’ Guidelines** ..... 46

    Your Responsibilities as a Judge ..... 46

    Ethics: Honesty Plus Common Sense ..... 48

    Beware of Those Gray Areas ..... 48

    Accepting Assignments ..... 49

    Sickness and Fitness to Judge ..... 51

**CHAPTER 2 – Course Design** ..... 52

    Section 1. Course Design and Setting the Course ..... 52

**CHAPTER 3 – Preparation for Judging** ..... 54

    Section 1. Ring and Equipment ..... 54

    Section 2. Judging Program ..... 54

**CHAPTER 4 – Physically Challenged Handlers** ..... 55

<b>CHAPTER 5 – Judging The Dogs and Judge’s Book .....</b>	<b>56</b>
Section 1. Judging the Dogs .....	56
Section 2. Philosophy of Scoring .....	56
Section 3. Procedures for Judges to Follow in Marking the Judge’s Book.....	56
<b>THE STEWARD IN RALLY .....</b>	<b>61</b>
<b>Introduction to Rally Stewarding .....</b>	<b>62</b>
<b>CHAPTER 1 – The Gate Steward .....</b>	<b>63</b>
<b>CHAPTER 2 – The Table Steward.....</b>	<b>64</b>
<b>CHAPTER 3 – The Ring Steward .....</b>	<b>65</b>
<b>CHAPTER 4 – The Time Steward.....</b>	<b>66</b>
<b>CHAPTER 5 – The Classes and Jumps .....</b>	<b>67</b>
<b>RALLY SIGNS AND DESCRIPTIONS.....</b>	<b>69</b>

## ***AKC RALLY REGULATIONS***

### ***PURPOSE***

*Rally trials are a sport and all participants should be guided by the principals of good sportsmanship both in and out of the ring.*

*Rally trials demonstrate the dog has been trained to behave in the home, in public places and in the presence of other dogs in a manner that will reflect credit on the sport of rally at all times and under all conditions.*

All contestants in a class are required to perform the same signs in substantially the same way so that the relative quality of the various performances may be compared and scored. The judge tells the handler to begin, and the dog and handler proceed at a brisk pace through a course, designed by the rally judge, of designated signs. Each of these signs provides instructions regarding the next skill that is to be performed. The dog and handler move continuously throughout the course with the dog under control at the handler's left side. There is a clear sense of teamwork between the dog and handler both during and between the numbered signs.

Rally provides an excellent introduction to AKC Companion Events for new dogs and handlers and can provide a challenging opportunity for competitors in other events to strengthen their skills. AKC Rally is a companion sport to AKC Obedience. Both require teamwork between dog and handler along with similar performance skills.

## CHAPTER 1 GENERAL REGULATIONS

**Section 1. Rally Trials.** Application to hold a Rally trial. Any AKC Club may be granted permission to hold a rally trial if, in the opinion of the AKC Board of Directors, it is qualified to do so, provided the club holds the event(s) for which it was originally formed at least once every two years.

Clubs meeting the requirements of the AKC that wish to hold a rally trial must apply on the form the AKC provides for permission to hold such a trial with the appropriate application fee. A rally trial is a separate event, with a separate event number. The event application with appropriate fee must be submitted at least 18 weeks before the closing date for entries to the event. The trial may be held as a separate event or in conjunction with another event. A club may be approved to hold up to twelve (12) licensed or member rally events in a calendar year.

A club may hold two rally trials concurrently or consecutively, at the same site on the same day, or two clubs may hold their rally trials consecutively at the same site on the same day. This information must be clearly stated in the premium list(s). If two trials are held consecutively on the same day, the scheduled judging program for both events cannot exceed eight hours of judging time. A club may limit the number of entries in its rally trial. No judge will be assigned to judge more than eight hours in one day, including any other judging assignments when the rally trial is held in conjunction with other events.

Specialty and group clubs have three options with regard to the breeds that are eligible to enter their trial.

- (1) These clubs may hold a trial exclusively for their own breed(s).
- (2) If entries are limited, these clubs may accept entries of dogs of their own breed(s) first then accept entries from group breeds or all breeds until the entry limit specified in the premium list is reached.
- (3) These clubs may hold their specialty or group rally trial followed by an all-breed or group rally trial, so long as the scheduled judging program for both events does not exceed eight hours of judging time.

If option (2) is selected, awards as described in these Regulations, Chapter 1, Sections 28-32, will be offered for the specialty breed(s). In addition, awards as described in these Regulations, Chapter 1, Sections 28-32, will be offered for the all-breed event.

If option (3) is selected, the specialty rally and all-breed or group rally trials will be approved and held as two separate events.

Any club eligible to hold all-breed rally trials may open its trial to dogs listed with AKC Canine Partners at its option.

**Section 1a. Junior Rally Showcase.** A Junior Rally Showcase is one in which the host club offers a unique eligibility criterion limited to Juniors only. The purpose of a Junior Rally Showcase is to provide a low-stress, mentoring environment, with camaraderie in a relaxed atmosphere to assist junior handlers to achieve their goals. A junior handler is defined as being under 18 years of age on the day of the trial.

A club may not change the Regulation requirements pertaining to AKC rally classes, including the equipment Regulations.

Junior handlers entered in Junior Rally Showcase events will be permitted to have a mentor walk with them during the exhibitor walkthrough times.

Junior Rally Showcases must be open to all breeds, including dogs listed with AKC Canine Partners, except at specialty events limited to one breed. All dogs must be eligible for the classes in which they are entered.

An application for a Junior Rally Showcase may not be completed online. A club must submit a paper application form no later than eighteen (18) weeks prior to the trial and it must be reviewed and approved by the AKC. There will be no event application fee required for the Junior Showcase events.

A Junior Rally Showcase trial does not count as one of the twelve (12) events a club may offer in a calendar year.

**Section 2. Premium Lists, Closing of Entries and Catalog.** A premium list must be provided for sanctioned “A”, licensed or member trials. They may be separate documents or they may be included with the obedience, all-breed or specialty trial premium list. The premium shall be published and shall measure not less than 5½ x 8½ inches or more than 8½ x 11 inches. It shall be stated in the premium list what jump height will begin the class and if the order will be ascending or descending.

Every premium list shall specify the date and time at which entries for a trial shall close. The premium list shall also specify the name and address of the Superintendent or Trial Secretary who is to receive the entries. For all trials the specified closing date and time must be no later than as outlined in the following schedule:

For a trial which opens on Friday, Saturday, Sunday, or Monday, entries accepted not later than 11:59PM on the third Wednesday prior to the trial.

For a trial which opens on Tuesday, entries accepted not later than 11:59PM on the third Thursday prior to the trial.

For a trial which opens on Wednesday, entries accepted not later than 11:59PM the third Friday prior to the trial.

For a trial which opens on Thursday, entries accepted not later than 11:59PM on the third Wednesday prior to the trial.

Clubs in a cluster of no more than five consecutive days have the option of closing no later than 11:59PM on the third Wednesday prior to the last trial in the cluster.

Whenever the closing day noted above falls on a postal holiday, entries received in any form up to 24 hours from the published closing date and time may be accepted.

To be acceptable, an entry must:

- Be submitted with the required entry fee
- Be on an official AKC entry form
- Be signed by the owner or their duly authorized agent

Include all of the following information:

- Name of show/trial giving club
- Date of show/trial
- Breed
- Variety, if any
- Sex
- Name of class(es) entered
- Full AKC name of dog
- Name of owner(s)/co-owner(s)
- Address of owner

Include one of the following:

- AKC number
- PAL/ILP number
- AKC Canine Partners listing number
- Foreign registration number and country of registration for an unregistered imported dog
- Identification number issued by the AKC

Include the following, if known:

- Date of birth
- Place of birth
- Name of breeder(s)
- Name of sire
- Name of dam
- Jump Height

Note: a dog listed with AKC Canine Partners should mark their breed as an “All American Dog.”

**Entry Fees/Special Inducements.** A host club shall not accept an entry fee other than that published in its premium list or discriminate between exhibitors by offering certain owners or handlers special inducements such as rebates, prizes or other concessions unless allowed by another section of these Regulations. However, a club, at its discretion, may allow for a reduced entry fee for dogs handled by juniors. A junior must have an AKC Junior Handler number and is defined as someone less than 18 years of age on the first day of the event. An event is defined by a unique event number.

A catalog must be provided for sanctioned “A” licensed or member trials. The jump heights in the catalog for the Rally Advanced, Rally Excellent and Master classes will be arranged in either ascending or

descending order. The catalog must be prepared in the following class order, regardless of the order in which the classes are listed in the judging program.

- Novice A
- Novice B
- Intermediate
- Advanced A
- Advanced B
- Excellent A
- Excellent B
- Master
- Any non-regular classes offered

**Section 3. Rally Classes Offered.** A licensed or member rally trial need not include all the regular rally classes, but a club will not be approved to hold the Intermediate class unless it also holds Novice classes. Likewise, it will not be approved to hold Advanced classes unless it also holds Novice and Intermediate classes. Nor will it be approved to hold Excellent classes unless it also holds Novice, Intermediate, Advanced and Master classes. Any club that has been approved to hold a licensed or member rally trial may offer additional non-regular classes upon AKC approval. If a non-regular class is one that is not defined in these Regulations, a clear and complete description of both the eligibility and performance requirements will appear in the premium list.

**Section 4. Recording Fees.** At every licensed or member club rally trial, a recording fee of \$3.50 shall be required for the first entry of each dog and a recording fee of \$3.00 shall be required for each additional entry of the same dog. A marked catalog and all recording fees must be sent to AKC so as to reach its office within seven days after the close of the trial.

**Section 5. Declining Entries.** An Event Committee may decline any entries or may remove any dog from its trial for cause but in each such instance shall file good and sufficient reasons for doing so with the AKC.

**Section 6. Rally Trial Committee.** Any club holding a rally trial must appoint a rally trial committee that will exercise all the authority of a dog show's Event Committee. If a rally club's trial is held in conjunction with a dog show, the rally trial committee will have sole jurisdiction only over the dogs, handlers and owners entered in that rally trial. If, however, any dog is entered in rally and conformation classes, the rally trial committee's jurisdiction pertains only to the AKC Rally® Regulations.

When a rally trial is to be held in conjunction with obedience, all-breed or specialty show, the club's Event Committee will include one person designated as Rally Chairperson. At this event, the Event Committee has sole jurisdiction over all matters coming before it, whether the matter has to do with the dog show, obedience trial or rally trial.

The Event Committee will investigate any report of abuse or severe disciplining of dogs on the grounds or premises of a show, trial or match. Any person whose conduct is in any manner prejudicial to the best interests of the sport will be dealt with promptly.

The judge must immediately report any abuse of a dog in the ring to the Event Committee.

**Section 7. Rally Sanctioned Matches.** A club may hold a rally match with approval of the AKC and under its *Match Regulations*. Scores awarded at these matches will not count toward any rally title and will not be recorded by the AKC. All the *AKC Rally Regulations* apply to sanctioned matches, except for those sections specifying that the provisions apply to licensed or member trials and except where specifically stated otherwise in the *Match Regulations*.

**Section 8. AKC Sanction.** AKC sanction must be obtained by any club that holds AKC Rally trials as well as any type of match for which it accepts entries from non-members.

**Section 9. Rules Applying to Dog Shows.** All applicable rules found in *Rules Applying to Dog Shows* will apply to any person and dog entered, unless these Regulations state otherwise.

**Section 10. Identification.** No visible means of identification (badges, ribbons, club jackets, etc.) may be worn or displayed by anyone exhibiting a dog in the ring.

**Section 11. Immediate Family.** As used in these Regulations “immediate family” means husband, wife, father, mother, son, daughter, brother, sister, father-in-law, mother-in-law, son-in-law, daughter-in-law, brother-in-law, or sister-in-law.

**Section 12. Dogs Eligible to Compete.** As used in these Regulations, the word “dog” refers to either sex. Dogs registered with an AKC Limited Registration number and dogs with a PAL (Purebred Alternative Listing) or ILP (Indefinite Listing Privilege) number, and dogs listed with AKC Canine Partners may be entered in these events. Dogs with a PAL, ILP, or AKC Canine Partners number must be spayed or neutered in order to compete. The AKC Limited Registration number, PAL or ILP number, or AKC Canine Partners listing number must be shown on the entry form. Dogs approved for entry in the Miscellaneous Class at dog shows and dogs of a Foundation Stock Service recorded breed that meet the eligibility requirements for competition are eligible to compete in rally trials provided their AKC identification number appears on the entry form.

**Section 13. Dogs that May Not Compete.** No dog under six months of age may compete. No dog belonging wholly or in part to a judge, or superintendent, or any member of such a person’s household may be entered in any rally trial in which such person officiates or is scheduled

to officiate. Nor may any such person handle or act as agent for any dog entered at that rally trial.

Females in season are not permitted to compete. If a female is withdrawn from competition because she came into season and the event secretary is notified no later than one-half hour prior to the start of the first class in the trial, the club is required to refund the entry fee. The club may retain a processing fee and must publish this information in the premium. Clubs may determine what documentation, if any, is required to confirm the female is in season. This shall be stated in the premium. Note: No fee is paid to the AKC for females in season who are withdrawn.

If allowed by the host club, the rally trial secretary may enter dogs owned or co-owned by the secretary and may handle dogs in the rally trial. The secretary's priority must be the handling of official secretarial duties in a timely manner. If participation in the trial interferes with those duties, other arrangements for handling dogs must be made.

The official veterinarians will not exhibit or act as agents or handlers at the show, and dogs owned wholly or in part by them will not be eligible to be entered at that show. No dog owned wholly or in part by a superintendent, any other employee of that superintendent, or any person residing in the same household as any of the foregoing will be eligible to be entered at any show held or to be held 30 days before or after a show that the superintendent has been approved to service by the AKC. Nor may that person exhibit or act as an agent or handler.

For the purpose of this section, the employees of a superintendent would include only those individuals who represent the superintendent or superintending organization at dog shows.

No judge or any person residing in the same household as the judge will exhibit or act as agent or handler at a rally trial on the day on which they are judging. Dogs owned wholly or in part by such judge or any member of such judge's household will not be eligible to be exhibited in conformation, obedience, rally, or any other AKC venue on the day the judge is judging if the show or trial is on the same show grounds. This applies to obedience, rally, and dog show judges when a rally trial is held in conjunction with a dog show. Subject to the foregoing, members of a judge's immediate family who no longer live in the same household may enter or handle a dog at a show, or trial if the judge is not officiating over any competition that might involve that dog. If a club does not advertise in its premium list who is to judge potential run offs to determine the Highest Combined or Highest Triple Qualifying winners, an exhibitor will automatically be considered to have lost the run off if the judge of the run off is a member of the exhibitor's immediate family.

No dog may be entered or shown under a judge at a rally trial if the dog has been owned, sold, held under lease, or handled in the ring within six months prior to the date of the rally trial by the judge or by any person residing in the same household as the judge.

No exhibitor may show a dog under a judge at a rally trial if the exhibitor has participated in a training session taught by that judge within thirty (30) days prior to the date of the event.

No dog may be entered or shown under a judge at a rally trial if the dog is owned or handled by any person who has regularly served as a trainer or instructor of that judge, either individually or through classes, within thirty (30) days prior to the date of the rally trial; or if the dog has been regularly trained or instructed by the judge within thirty (30) days prior to the date of the rally trial. “Trained or instructed” applies equally to judges who train professionally or as amateurs and to judges who train individual dogs or train or instruct dogs in classes with or through their handlers (see “Glossary of Terms”).

**Section 14. Qualifying Score.** A qualifying score means that the dog has earned a total score of at least 70 points. This score must be earned at a licensed or member rally trial.

**Section 15. Transfers.**

- The club will clearly state in its premium list whether transfers will or will not be allowed. If no statement is provided in the premium list the default is to allow transfers.
- A transfer from a rally class to a rally class may be requested if, according to the owner’s records the handler and dog are eligible provided the club offers transfers.
- Transfers from an “A” to “B” class at the same level are allowed provided the host club allows transfers. (When a club does not allow transfers, refer to Section 16. Entry Eligibility, Change of Entry.)
- The request for a transfer must be in writing and presented to the superintendent or trial secretary at least 30 minutes prior to the start of each trial.
- Clubs may also choose to accept transfers prior to the day of the trial, and this should be clearly stated in the premium list.
- Transfers may be approved provided the class and judge are available, and the class has not reached its limit.

**Section 16. Entry Eligibility, Change of Entry.** A dog which has been entered in an “A” class for which it is not eligible due to class restrictions for either the dog or handler, may be moved to the “B” class at the same level under the following conditions:

- The request for the move must be in writing and presented to the superintendent or trial secretary at least 30 minutes prior to the start of each trial.
- The request must state the reason and justification for the move from an “A” class to the “B” class within the level.

**Section 17. Disqualification, Ineligibility, Excusal and Change in Appearance of Dogs.** If an ineligible dog has been entered in any licensed or member rally trial, the name of the owner on the entry

form is not the person who actually owned the dog at the time entries closed, the dog is shown in a class for which it has not been entered, the dog is entered in the same class more than once, or the dog's entry is unacceptable to the AKC, all resulting awards will be cancelled. Any time a judge marks a dog "Disqualified" or "Excused," the judge must state the reason in the judge's book and will give the superintendent or show or trial secretary a brief report of the dog's actions. The judge's book will be submitted to the AKC with the report of the show or trial.

A dog that is blind or has been changed in appearance for cosmetic reasons (other than changes customarily approved for its breed) may not compete in any rally trial and must be disqualified. Blind means without useful vision. The judge will not obtain the opinion of a veterinarian.

The judge must disqualify any dog that attempts to attack any person in the ring and fill out the required "Disqualification for Attacking" form (AEDSQ1).

When a dog has been disqualified under this section as being blind, for having been changed in appearance for cosmetic reasons, or for having attacked or attempted to attack a person in the ring, all awards made to the dog at the trial will be cancelled by the AKC. The dog may not again compete in any AKC event unless the owner applies for and receives reinstatement.

The judge must excuse a dog that attacks another dog and fill out the required "Dog on Dog Attack" form (AEDSQ3). The owner of any dog that has been excused on two occasions for attacking or attempting to attack another dog will be notified that the dog is no longer eligible to be shown in rally classes. The judge must excuse a dog that appears dangerous to other dogs.

Any dog whose appearance has been surgically altered to correct a congenital or hereditary defect may participate in rally trials provided that dog has been neutered or spayed. Spayed bitches, monorchid, cryptorchid or castrated dogs, and dogs that have disqualifying conformation faults may compete in rally trials, if eligible under these Regulations.

A dog that is lame in the ring at any rally trial may not compete in that class. Lameness is defined as any irregularity of locomotion. The judge must determine, without a veterinarian's opinion, whether a dog is lame. If the judge deems a dog lame, that judge will not score the dog and will mark the judge's book "Excused-lame".

The judge must excuse from the class as "unfit to compete" any dog that demonstrates sickness, such as vomiting, in the ring. No dog will be eligible to compete in a rally trial if it is taped, stitched or bandaged in any way or if it has anything attached to it for medical or corrective purposes. Such a dog must be immediately excused and may not be judged under any circumstances. Dogs whose hair surrounding the eyes, ears or beard interferes with their performance may have their hair tied back with elastic bands or small plain barrettes or in the manner as they

are normally shown in the breed ring. No dog will be eligible to compete if it appears to have been dyed or colored in any way, if its coat shows evidence of chalk or powder, or if the dog has anything attached to it for protection or adornment. Such a dog may be judged later if the condition has been corrected and if the judge desires to do so.

A rally judge is not required to be familiar with the breed standards or to scrutinize each dog as in dog show judging but will be alert for conditions that may require disqualification or excusal under this section.

*If a judge determines that a bitch in the ring is in season or appears to be so attractive to males as to be a disturbing element, the bitch is excused. The judge shall not obtain the opinion of the veterinarian.*

*If it is reported to the trial secretary or the superintendent that the bitch is in season before the bitch enters the ring, the matter should be brought to the attention of the trial committee. The committee must examine the bitch and may consult with the veterinarian, if desired. If the Event Committee finds the bitch to be in season, it shall excuse the bitch and so inform the judge, who will mark the judge's book accordingly.*

*If a report is made to the trial secretary or superintendent after the judging of the bitch is completed that the bitch is in season or so attractive to males as to have been a disturbing element, the matter shall not be investigated. There would be no basis for changing the scoring of the bitch. The judge made the decision as to the condition of the bitch at the time of judging, and the judge's decision is final.*

**Section 18. Dog Attacks/Event Committee Hearing.** Any dog that, in the opinion of the Event Committee, attacks a person or a dog at an AKC event, resulting in injury, and is believed by that Event Committee to present a hazard to persons or other dogs, shall be disqualified. When the dog is disqualified by the Event Committee pursuant to this section, a report shall be filed with the Executive Secretary of the American Kennel Club. The disqualified dog may not again compete at any AKC event nor be on the grounds of an AKC event unless and until, following application for reinstatement by the owner to the American Kennel Club, the owner receives official notification in writing from the AKC that the dog's eligibility has been reinstated. Refer to *Rules Applying to Dog Shows* – Chapter 11 Section 8-A, “Event Committee Procedural” (RDEOB1) and “Dog Disqualified by Event Committee” (AEDSQ4).

**Section 19. Disturbances.** The judge must excuse any dog that is not under its handler's control and any handler who willfully interferes with another competitor or that competitor's dog. If a dog or handler is excused by a judge, the reason must be stated in the judge's book or in a separate report.

**Section 20. Risk.** The owner or agent entering a dog in a rally trial does so at his own risk and agrees to abide by the *AKC Rules Applying to Dog Shows* and the *AKC Rally Regulations*.

**Section 21. Decisions.** At the trial, the decisions of the judge shall be final in all matters affecting the performance and scoring of the team. The Event Committee shall decide all other matters arising at the trial, including protests against dogs made under Chapter 15 of the *Rules Applying to Dog Shows*.

**Section 22. Dogs Competing.** Exhibitors will be provided armbands or stickers, which must be worn on the upper left arm, indicating their dog's order in the class.

If a dog is excused by the trial's official veterinarian, the excusal must be in writing and must be approved by the superintendent or show or trial secretary. The excusal must be submitted to the AKC with the report of the trial.

*Exhibitors may leave the ring at any time by politely informing the judge they are doing so.*

**Section 23. Judging Assignments, Scheduling and Judging Program.** To facilitate a more efficient trial it is strongly recommended that clubs assign the A and B classes of the same title level, to the same judge. The order in which classes are scheduled each day may vary, e.g. Master, Excellent, Advanced, Intermediate then Novice or Novice, Intermediate, Advanced, Excellent, then Master.

After entries have closed, any club holding a licensed or member rally trial must prepare a program. This program will be based on the judging of up to 20 entries per hour. The published starting time for each class, the availability of rings and ring set up time must also be taken into consideration.

The judging program must list a start time for each class scheduled to start before 12:00 noon. The listed start time for each class is the time of the walkthrough and judging of the class will follow. An additional 10 minutes must be added into the first hour of judging in each ring.

When there are not more than 20 dogs entered in the A and B classes at the same title level, one start time for both classes will be listed and the judge may combine the judging of these classes. When there are more than 20 dogs entered a separate start time will be listed for each class and classes may not be combined.

Classes scheduled to start at, or after 12:00 noon will be listed to start "after noon" and must be judged in the order and ring listed in the judging program. If the published judge and ring are available prior to the listed start time and all exhibitors have checked-in and agree, the judge may start a class earlier than the class time listed in the judging program.

When there are two trials scheduled for the same day/same site, a start time must be given for each trial. At no time may a second trial on the same day/same site begin prior to the start time published in the judging program. In the case of a licensed or member specialty trial open only to the specialty breed, a group trial or a trial that begins after 12:00 noon, the start time for only the first rally class needs to be given.

For the Advanced, Excellent and Master classes, the trial secretary or superintendent will arrange entries according to the dog's jump height, in either ascending or descending order.

A copy of the judging program will be sent to the owner of each dog and to each judge, and the program will be published in the catalog; printed correspondence may be utilized at the exhibitor's request. Contact information, e.g. cell telephone number for at least one committee member, must be listed in the judging program. The information must provide a means of readily available communication with a member of the committee on the day of the event.

No judge will be assigned to judge for more than eight hours in one day. This limit includes obedience and/or any breed judging assignments. In addition, judges may take 45 minutes to one hour for rest or meals at their discretion.

Any non-regular class must be judged after the regular titling classes if the classes are scheduled to be judged in the same ring.

**Section 24. Limitation of Entries.** If a club anticipates an entry to exceed the capacity of its facilities for a licensed or member trial, it may limit entries, not to exceed up to eight hours of judging time per day, per judge. Entry limits may be based on ring availability or as specified by the club offering the event. Non-regular classes, however, may be included, if so desired.

Prominent announcement of such limits will appear on the title or cover page of the premium list for a rally trial or immediately under the rally heading in the premium list for an obedience trial or dog show. This announcement must state that the entries in one or more specified classes will automatically close when certain limits have been reached, even if this occurs before the official closing date.

When entries are limited, a club must designate an RAE and a Rally Champion (RACH) class in the premium list. Dogs entered in the RAE class would be entered in both Advanced B and Excellent B, and the combined entry fee for these two classes must be paid. If due to entry limits an exhibitor cannot be entered in both the Advanced B and Excellent B classes the RAE class will be considered closed and any subsequent entries for this class will be unacceptable in their entirety.

Dogs entered in the RACH class would be entered in Advanced B, Excellent B and the Master class. The combined entry fee for these three classes must be paid. If due to entry limits an exhibitor cannot be entered in the Advanced B, Excellent B and Master classes the RACH class will be considered closed and any subsequent entries for this class will be unacceptable in their entirety.

However, a club at its discretion may choose to establish a wait list in order to fill openings created by entries that are withdrawn prior to the event closing date. If a club is maintaining a wait list, this shall be stated in the premium. The full entry fee shall be refunded to an entrant whose entry is replaced by a wait-listed entry.

**Section 25. Additional Judges, Reassignment.** After the entries have closed, if any judge exceeds the limit established in Chapter 1, Section 23 of these Regulations, the club will immediately secure the approval of the AKC for an additional judge, or for reassignment of its advertised judges, so that no judge will be required to exceed the limit.

If a judge was advertised to judge more than one class and receives an excessive entry, at least one of the classes shall be assigned to another judge.

Reassignment must first go to any non-regular classes, then to either the class with the fewer number of entries or those with the lesser scheduled time. This will bring the advertised judge's schedule as close as possible to the maximum limit. If a judge with an excessive entry was advertised to judge only one class, the superintendent or show or trial secretary will divide the entry as evenly as possible between the two judges by drawing lots. A notification of any change of judge must be mailed to the owner of each entry affected.

The owner will be permitted to withdraw such entry no later than one-half hour prior to the scheduled start of any regular rally competition at the trial, and the entry fee will then be refunded.

Should an Event Committee be informed at any time within 72 hours before the opening of its trial that an advertised judge cannot fulfill their assignment, the club will find a qualified substitute judge or any person in good standing with the American Kennel Club. Only within 72 hours of an event may a club assign a judge with an event conflict to take that assignment. The Event Committee shall obtain approval of the change from the American Kennel Club if time allows.

No notice need be sent to those exhibitors who have entered dogs under the advertised judge. The Event Committee will be responsible for having a notice posted in a prominent place within the trial precincts as soon after the trial opens as is practical informing exhibitors of the change in judge(s). An exhibitor who has entered a dog under an advertised judge who is being replaced may withdraw such entry and will have the entry fee refunded provided notice of such withdrawal is given to the superintendent or show or trial secretary prior to the start of judging of the class.

**Section 26. Split Classes in Premium List.** A club may choose to announce two or more judges for any class in its premium list. In such case, the entries will be divided by lots as provided above. The identification slips and judging program will be made up so that the owners of each dog will know the division and the judge under which their dog is entered, but no owners are entitled to a refund of entry fee.

**Section 27. Split Classes, Official Ribbons, Prizes.** A club that holds a split class will award AKC qualifying ribbons in each division even if the split is made after entries close. The four dogs with the highest qualifying scores in each division will be awarded the four AKC official placements.

**Section 28. Rally Ribbons.** At licensed or member rally trials, the following colors must be used for prize ribbons or rosettes in all **regular classes**:

- First Prize – Blue
- Second Prize – Red
- Third Prize – Yellow
- Fourth Prize – White
- Qualifying Prize – Dark Green
- Highest Combined score in Advanced B and Excellent B will be Blue and Green.
- Highest Combined Triple qualifying (HTQ) score in Advanced B, Excellent B and Master will be Blue and Red.

The following colors shall be used in all non-regular classes:

- First Prize – Rose
- Second Prize – Brown
- Third Prize – Light Green
- Fourth Prize – Gray

Each prize ribbon or rosette in all regular classes will be at least 2 inches wide and a minimum of 8 inches long, and will bear on its face a facsimile of the seal of the AKC, the words “Rally Trial,” the name of the placement, and the name of the trial-giving club. The date of the trial and the name of the city or town where the trial is held must appear on the face, back tab or on a label attached to the specific ribbon. Qualifying ribbons or rosettes and ribbons or rosettes in all non-regular classes will be at least 2 inches wide and a minimum of 8 inches long, and will bear on the face a facsimile of the seal of the AKC, the words “Rally Trial,” the name of the placement and the name of the trial-giving club. The date of the trial and the name of the city or town where the trial is held may be on the face of the ribbons.

**Section 29. Rally Match Ribbons.** If ribbons are given at sanctioned rally matches, they will be of the following colors and will have the words “Rally Match” printed on them but may be of any design or size.

- First Prize – Rose
- Second Prize – Brown
- Third Prize – Light Green
- Fourth Prize – Gray
- Qualifying Prize – Green with Pink edges

**Section 30. Ribbons and Prizes.** Ribbons for the four official placements and all prizes offered for competition within a single regular class at licensed or member trials or at sanctioned matches will be awarded only to dogs that earn qualifying scores. Qualifying scores will not be required for the awarding of ribbons and prizes in the non-regular classes. Awards for the four placements in these classes will be

based solely on the number of points earned. There are no awards for competition between classes. Prizes at a licensed or member rally trial must be offered to be won outright. However, a prize requiring three wins by the same owner for permanent possession, but not necessarily with the same dog, may be offered for the dog with the highest qualifying score in one of the regular classes. Prizes offered only to members of certain clubs or organizations will not be approved for publication in premium lists. If an award in any of the regular classes is cancelled, the next highest scoring dog will receive that award. If there is no dog to move up, the award will be void. If the AKC cancels a dog's win, the dog's owner must return all ribbons and prizes to the trial-giving club within 10 days of receiving the AKC's cancellation notice.

**Section 31. Highest Combined Score in the Advanced B and Excellent B Classes.** The dog receiving the highest combined score in Advanced B and Excellent B will be awarded the ribbon and any prizes offered for this placement after the Advanced B and Excellent B classes have been judged and after the announcement of those final scores. The superintendent or show or trial secretary will mark the catalog with an "HC" to identify the dog receiving this award.

In the case of tied scores between dogs eligible for the above award, the dog completing the two courses in the least amount of combined time will receive the award. In the event that both the score and time are the same, each dog will be tested again, individually, by performing an Excellent course as chosen by the judge. The original scores will not be changed, but a plus (+) will be added after the score of the dog winning the run-off. The judge for a run-off will be designated by the club from among the judges of the rally trial.

When a run-off has been completed, the judge will record the results on a special sheet that identifies the dogs taking part in the run-off by catalog number, class and breed. When the judge has marked and signed the sheet, it will be turned over to the superintendent or show or trial secretary who will mark the catalog accordingly and forward the sheet to the AKC as part of the records of the trial. If a club chooses to allow dogs listed with AKC Canine Partners to enter its trial, such dogs are eligible for the Highest Combined Score in Advanced B and Excellent B.

**Section 32. Highest Scoring Triple Qualifying Score.** The dog receiving the highest combined triple score in Advanced B, Excellent B and the Master class will be awarded the ribbon and any prizes offered for this placement after the Advanced B, Excellent B and Master classes have been judged and after the announcement of those final scores. The superintendent or show or trial secretary will mark the catalog with an "HTQ" to identify the dog receiving this award.

In the case of tied scores between dogs eligible for the above award, the dog completing the three courses in the least amount of combined time will receive the award. In the event that both the score and time

are the same, each dog will be tested again, individually, by performing a Master course as chosen by the judge. The original scores will not be changed, but a plus (+) will be added after the score of the dog winning the run-off. The judge for a run-off will be designated by the club from among the judges of the rally trial.

When a run-off has been completed, the judge will record the results on a special sheet that identifies the dogs taking part in the run-off by catalog number, class and breed. When the judge has marked and signed the sheet, it will be turned over to the superintendent or show or trial secretary who will mark the catalog accordingly and forward the sheet to the AKC as part of the records of the trial. If a club chooses to allow dogs listed with AKC Canine Partners to enter their trial, such dogs are eligible for the Highest Triple Qualifying (HTQ) score in the Advanced B, Excellent B and the Master classes.

**Section 33. Stewards.** Judges are in sole charge of their rings until their assignments are completed. Stewards are provided to assist but may act only on the judge's instructions. They must not give information or instructions to owners and handlers except when the judge asks them to do so.

**Section 34. Ring Sizes and Conditions.** The rings shall be between 2,000 and 3,000 square feet with a minimum width of 30 feet. At an indoor trial the floor must have firm footing, using rubber or similar non-slip material at least 4 feet wide for the takeoffs and landings of all jumps, unless the judge feels the surface does not require it.

At an outdoor show or trial, the ground should be clean and level. Any grass should be cut short. If inclement weather at an outdoor trial necessitates the judging of rally under shelter, the requirements as to ring size may be waived.

The size of the ring shall be stated in the premium. In consideration of judges' course design requirements, they should be informed of the ring size with as much lead time as possible.

The judge's table and chairs will be of such size and location so as not to interfere with the dog and handler's performance while in the ring.

**Section 35. Rally Rings at Dog Shows.** At an outdoor show, a separate ring or rings should be provided for rally. A sign forbidding anyone to permit any dog to use the ring (except during judging) should be set up in each rally ring by the superintendent or show or trial secretary. It is the duty of the superintendent and/or the show/trial committee to enforce this Regulation. At an indoor show where limited space does not permit the exclusive use of any ring for rally, the same Regulation will apply after the rally rings have been set up. At a dog show, the material used for enclosing the rally rings will be at least equal to the material used for enclosing the breed rings. If the ring has previously been used for breed judging, it must be thoroughly cleaned before the rally judging starts.

A show or trial-giving club may designate a confined warm-up area, physically defined by ropes or ring gates. If offered, it must not be disruptive to any dog or person. The area should be monitored at all times by a person or persons designated by the club.

**Section 36. Rally Signs and Equipment.** The designated wording and symbols must be used for all Rally signs. Signs must be a minimum of 8½ by 11 inches and a maximum of 11 by 17 inches. Colors used are optional. Two of each of the signs marked with an asterisk (numbers 5, 6, 7, 8, 9, 10, 19, 103 and 299) must be available for the judge's use. All other signs may only be used once. Two of the following signs must be made available, 206, 207, 208, 209, 311, 317 and 318 for course design purposes.

Thirty sign holders are required. Secure anchors for both the signs and the holders should be available when weather conditions require them. Numbers 1-20, approximately 3 inches high, must be provided.

At least twelve pylons must be made available for the various pylon signs. One pylon should be distinctly marked so it can be used for Send Away signs (306, 307 and 308). Numbers 1-4, approximately 3 inches high, must be provided for attachment to the pylons for the Cloverleaf sign.

Broad jump corner markers may be made available. The corner markers should be at least 1-inch wide and at least 36 inches high. They may be striped or decorated and freestanding or attached.

Any jump, or combination of jumps illustrated in these Regulations (broad jump, high jump or bar jump) may be used, except 4 foot wide jumps may be used in place of 5 foot wide jumps. Designs should be such that they do not interfere with the jumping of a dog. Various colors and decorations are allowed; however, there must be nothing hanging from the jump.

The **broad jump** will consist of three telescoping hurdles, each approximately 8 inches wide. The largest hurdle will measure about 4 feet 10 inches long (if from a 5 foot set) and about 5 inches at the highest point. In the ring, broad jump hurdles will be arranged in order of size from smallest to largest. They will be evenly spaced, covering a distance equal to twice the height of the high or bar jump set for each dog. Three hurdles will be used for a jump of 32 inches, two hurdles for a jump of 16 or 24 inches, and one hurdle will be used for a jump of 8 inches. When decreasing the number of hurdles in the jump, the highest will be removed first.

The **high jump** will consist of two uprights and solid boards of varying heights that combine to make each dog's required jump height. The high jump will be 5 feet wide (if from a 5 foot set) and built to be set at a height of 4 inches and adjustable in increments of 4 inches up to 16 inches. The uprights of the high jump will be 4 feet high. In addition, two 8-inch boards and one 4-inch board should be available for use. The height of each board will be indicated in black 2-inch numbers.

A 4-inch high jump board will be supplied for dogs that have a height at the withers of less than 10 inches. This jump height will be

constructed so the maximum height does not exceed 4 inches, with a half-inch tolerance. This can be a separate board or support system placed between the two standard uprights. The high jump board used to create this 4-inch jump height can be supported by a means other than the two standard uprights.

The **bar jump** has two uprights that are constructed to support only a striped bar, which is set at the dog's required jump height. The bar jump will consist of a bar that is between 2- and 2 1/2-inches square with the edges rounded to remove any sharpness. The bar will be black and white in alternate sections each about 3 inches wide. The bar will have the weight of wood. It will be supported by two unconnected 4-foot upright posts about 5 feet apart (if from a 5 foot set) and built to be set at a height of 4 inches and adjustable in increments of 4 inches up to 16 inches. The bar jump may be used in the same way as the high jump. However, if the bar jump is to be used as a jump in both directions, the uprights must be offset to allow the bar to be knocked off from either direction without affecting the uprights.

**Section 37. Judge's Report on Ring and Equipment.** The superintendent and the officials of the club holding the rally trial are responsible for providing rings and equipment that meet the requirements of these Regulations. The judges, however, must check both the ring and equipment before starting to judge. After the trial, they must report to the AKC any undesirable ring conditions or deficiencies that were not promptly corrected at their request.

**Section 38. Judges' Education.** Studying the *AKC Rally Regulations*, exhibiting and attending AKC Companion Events seminars increase a judge's knowledge. Putting the acquired knowledge into practice permits a judge to apply the principles of sound judging contained in the *AKC Rally Regulations*. Rally judges must attend at least one obedience and one rally judges' seminar presented by AKC staff in every three-year period and will be ineligible to accept assignments if this requirement is not met.

To assist in educating prospective judges, prospective judges may apprentice under a judge who has been approved to judge the Excellent class. The apprentice judge will score dogs and handlers from outside the rally ring. Proper notification to and consent from the judge must be given prior to the start of the class.

A person who is not currently suspended from the privileges of the AKC and who has trained and exhibited a dog to the Rally Excellent title (RE) and a Companion Dog Excellent (CDX) title may be approved to judge the rally non-regular classes.

## CHAPTER 2

### REGULATIONS FOR PERFORMANCE AND JUDGING JUDGING STANDARDS, PROCEDURES AND SCORING

**Section 1. Standardized Judging.** *The AKC Rally Regulations are the basic guide to judging; however, not every possible fault or error is covered, only the more common and serious ones. Judges are given full discretionary authority within the framework of the AKC Rally Regulations and they must exercise this authority impartially. Judges are required to make their own decisions and accept the responsibility this implies. If a decision depends on the exact wording of the AKC Rally Regulations, the judge is expected to consult the book before making the decision. A judge may not discard, modify, or require anything not specified in the AKC Rally Regulations.*

Standardized judging is of paramount importance. Judges are not permitted to inject their own variations into the sign descriptions but will see that each handler and dog execute the various signs as described in these Regulations. A handler who is familiar with these Regulations should be able to enter the ring under any judge without having to inquire how that particular judge wishes to have a sign performed and without being confronted with any unexpected requirements.

Following the judge's order of "Forward" the team is on its own to complete the entire sequences of numbered signs correctly.

*Handlers should expect and train for a reasonable amount of movement by the judge while the dog is working. Judges must not move quickly toward a dog as it is moving, stand closely behind a dog, or follow a heeling dog too closely.*

**Section 2. Standard of Performance.** *The AKC Rally Regulations set the standard for a perfect score of 100 points by which each dog's performance is judged. While rally is not judged with the same precision as formal obedience, rally judges must make decisions based on a mental picture of the perfect performance within the framework of the AKC Rally Regulations.*

The judge must carry a mental picture of the theoretically perfect rally performance and score each dog and handler against this standard. This "picture" must comply with these Regulations. There should be a sense of teamwork between the dog and handler both during and between the numbered signs. When a dog becomes unresponsive to its handler's repeated commands, the judge should encourage the handler to move along.

The handler's arms need not be maintained in any particular position. Unless otherwise specified in these Regulations, handlers are permitted to talk, praise, encourage, give additional commands and/or signals using one or both arms, clap their hands, pat their legs or use any verbal means of encouragement. At any time during the performance, loud or harsh commands, intimidating signals, touching the dog (unless

otherwise specified by these Regulations) or any physical corrections will be penalized. There will be a penalty for any dog that is picked up or carried while in the ring for judgement. The handler must move in a natural manner. Roughness in handling, military precision or harsh commands by the handler must be penalized. There shall be no penalty of less than one point.

**Section 3. Qualifying Performance.** *A rally title is intended to evoke admiration; therefore, the title must be based on performances that fully meet the requirements of the AKC Rally Regulations. Scores must be amply justified by the performance of the dog and handler. The owner of any dog receiving a qualifying score in rally has every reason to be proud. Earning a qualifying score should indicate a credible performance that fully justifies the eventual awarding of a title. A qualifying score in the judge's book is certification that the dog has performed according to these Regulations and justifies the awarding of the rally title associated with the particular class.*

In deciding whether a faulty performance warrants a qualifying score, the judge will consider whether the awarding of a rally title would be justified if all dogs in the class performed in a similar manner. The judge must not give a qualifying score if they decide that it would be contrary to the best interests of the sport if all dogs in the class were to perform in the same way.

A qualifying score must never be awarded to a dog whose performance has not met the minimum requirements, to a dog that shows fear or resentment, or to a dog that relieves itself at any time while in the ring for judging. *A judge may allow a handler to leave the ring temporarily to prevent soiling of the ring if it appears that the dog might foul the ring. However, the judge must consider that had such permission not been given, the ring probably would have been fouled. Therefore, the dog shall be considered as having relieved itself in the ring and be given a non-qualifying score.*

Handlers who carry or offer food in the ring or discipline or abuse their dogs in the ring must receive a non-qualifying (NQ) score. *Handlers are not permitted to wear such things as waist packs/pouches or any item that, in the judge's opinion, appears to be a training device or aid.*

**Section 4. No Added Requirements.** No judge will require any dog or handler to do anything, or penalize a dog or handler for failing to do anything, that is not required by these Regulations.

**Section 5. A and B Classes and Different Breeds.** The same methods and standards will be used for judging and scoring the A and B classes and in judging and scoring the work of dogs of different breeds, including dogs listed with AKC Canine Partners.

**Section 6. Interference and Double Handling.** A judge who is aware of any assistance, interference, or attempts to control a dog from outside

the ring must act promptly to stop such double handling or interference and must penalize the dog substantially. If the judge feels the circumstances warrant, the dog will receive a non-qualifying (NQ) score.

**Section 7. Re-judging.** If a dog has failed the course it will not ordinarily be re-judged unless the judge feels the dog's performance was prejudiced by peculiar and unusual conditions. In such a case the judge will re-judge the dog only on the portion of the performance in which the unusual condition occurred.

**Section 8. Judge's Book and Score Sheets.** *Prior to beginning the judging of each class, the judge should check each book to ensure any additions or corrections have been initialed by the trial secretary or superintendent.*

Final scores may be recorded in the official judge's book by the table steward immediately after each dog has been judged. The judge must verify the scores and sign the book prior to awarding ribbons. Once the judging of each class is finished, judges must first ensure their judge's book is complete and all scores, times, absences, excusals or other necessary information have been entered correctly. If a handler leaves the ring the book will be marked "HLR" for "Handler Left Ring" and carry an "NQ" to the Final Score box. The book for the completed class is then returned to the trial secretary, rally chair or superintendent who will scan the book for obvious omissions or oversights that can be corrected immediately by the judge.

Judges are not required to display or show exhibitors their individual worksheets. Judges will retain complete control of their records (copies of worksheets, copies of judge's books, copies of each course, etc.) for at least six months in case such records are required by the AKC in order to review the results of a particular class.

**Judging Procedures:** Reference the *Rally Judge's Guidelines* Chapter 5.

**Section 9. Announcement of Scores.** After all the scores are recorded for the class or division of the class, the judge will call the qualifying handlers back into the ring. For the awards ceremony, dogs may be picked up and carried into the ring if the handler desires. Before awarding the placements, the judge will inform the spectators of the maximum number of points required for a perfect score, and then announce the scores of each placement.

**Section 10. Explanations and Errors.** Any person who thinks there may have been a numerical error or an error in identifying a dog may report the facts to one of the stewards, the judge or the superintendent or show or trial secretary so that the matter may be checked.

*After a judge completes an assignment and has turned in the judge's book, it is appropriate for the judge to discuss an individual dog's performance with the handler, if the handler requests this information.*

*However, a judge should never continue a conversation with an angry or aggressive person.*

**Section 11. Compliance with Regulations and Standards.** In accordance with the certification on the entry form, the handler of each dog and the person signing each entry form will be familiar with the AKC Rally Regulations applicable to the class in which the dog is entered.

**Section 12. Physically Challenged Handlers.** Judges may modify specific requirements of these Regulations so that physically challenged handlers may compete. Such handlers must be able to move around the ring without physical assistance or guidance. However, for a blind handler, on the judge's instructions, someone may read the signs and communicate to the handler the dog's performance at each sign.

Dogs handled by such handlers will be required to perform all parts of all signs as described in these Regulations and will be penalized for failure to perform any part of a sign.

**Judging Procedures:** Reference the *Rally Judge's Guidelines* Chapter 4.

**Section 13. Judging Program Order.** Dogs should be judged in the judging program order if it is practical to do so without holding up any judging. Judges are not required to wait for dogs. Each handler is responsible for being ready at ringside when required and without being called. The judge's first consideration should be the convenience of those exhibitors who are ready when scheduled and who ask no favors.

Handlers with multiple entries in the same class and with the same jump height should be accommodated. If a request is made in advance of the class starting time, and there are not more than 20 dogs entered in the A and B classes at the same title level, a judge may agree to judge a dog earlier or later, in either class level provided the same course is used for both classes. A judge should not mark the absentees in the judge's book until the end of the class.

**Section 14. Use of Leash.** All dogs must be kept on a leash except when in the rally ring, warm-up ring or exercise area and must be brought into and taken out of the ring on leash. Dogs must be kept on leash in the ring when brought in to receive awards. Except where otherwise specified in these Regulations, the handler will leave the dog's leash on the judge's table or other designated place. The leash must be made of fabric or leather and need only be long enough to provide adequate slack, unless stated otherwise in these Regulations.

**Section 15. Collars.** All dogs in the rally ring must wear a properly fitted collar approved by the judge. No special training collars, such as electronic collars or prong collars will be permitted. Nothing may be hanging from the dog's collar.

**Section 16. Heel Position.** The dog is at the handler's left side, facing the same direction the handler is facing; the dog's body is within the area

of the handler's left hip; and the dog should be close to, but not crowding its handler so that the handler has freedom of motion at all times.

**Section 17. Commands.** Loud commands by handlers to their dogs create a poor impression of rally and should be avoided. Shouting is not necessary, even in a noisy atmosphere, if the dog is properly trained to respond to a normal tone of voice. Commands the judge feels are excessively loud will be penalized. Any kind of whistling is prohibited.

**Section 18. Minimum Penalties.** The scoring penalties and the standards for judging are set forth in the following chapters.

The lists of faults are not intended to be complete, but minimum penalties are specified for most of the more common and serious faults. There is no maximum limit on penalties. A dog that makes none of the errors listed may still receive a non-qualifying (NQ) score for other reasons.

**Section 19. Misbehavior.** Dogs must be under control at all times when entering and exiting the ring. Any display of fear or nervousness by the dog or any uncontrolled behavior such as barking or running away from its handler must be penalized according to the seriousness of the misbehavior, whether it occurs during or between a sign or before or after judging. The penalty for misbehavior will be deducted from the total score. The judge may excuse the dog from further competition in the class.

*If a dog is working smartly and continuously but goes outside a ring boundary while performing (as opposed to a dog that bolts out of the ring), the penalty, if any, is left to the discretion of the judge.*

The judge must disqualify any dog that attacks or attempts to attack any person in the ring and complete the *Disqualification for Attacking form* (AEDSQ1). Any dog that attacks another dog or that appears dangerous to other dogs must be excused from the ring. The judge must complete the *Dog on Dog Attack form* (AEDSQ3) if there was an attack.

**Section 20. Training and Warm-up on the Grounds.** There will be no intensive or abusive training of the dogs on the grounds or premises at an AKC licensed or member rally trial or sanctioned match. Collars must be in accordance with Chapter 2, Section 15 of these Regulations. These requirements should not be interpreted as preventing handlers from moving normally about the grounds or premises or from warming up their dogs provided the dog is on a leash being held by the handler. Warm-ups should be performed as far from the rally rings as is reasonably possible and must not be disruptive to any dog or person. Physical or verbal disciplining of a dog will not be permitted, except to a reasonable extent in case of an attack on either a dog or a person.

All dogs will be kept on leash except when in the rally ring, designated warm-up area, or exercise area. The superintendent, event secretary and

Event Committee members shall be responsible for compliance with this section and shall investigate any reports of infractions.

**Section 21. Training and Disciplining in the Ring.** The judge will not permit any handler to move toward the dog to correct it. Any exhibitor who does so may be excused. A dog whose handler disciplines it in the ring will be excused from further competition in the class.

**Section 22. Placement of Signs.** Signs should be placed to the right of the handler's path unless otherwise stated in these Regulations. Exact placement of signs will be made by the judge while walking the course along the path that will be taken by the handlers.

Signs indicating a change in direction should be placed directly in front of the team. Signs that require the handler and dog to sidestep to the right will be placed in the initial path of the team. Pylon signs may be placed on the first pylon. Signs for the jumps may be placed on the jump or to the right of the handler's path. The duplicate signs made available for 206, 207, 208, 209, 311, 317 and 318, may be paired with the sign holder on the backside of the original sign. Directional signs 301A, 302A and 303A, may be placed on the backside of the jump or in such a way to indicate the path the dog and handler should continue. Directional signs for 306A, 307A and 308A may be paired with the sign holder on the backside of the original sign. The sign for the Sit Stay may be placed to either the right or left.

Performance of the sign must be near the designated sign. The team may need to drift to approach the next sign correctly.

**Judging Procedures:** Reference the *Rally Judge's Guidelines* Chapter 2, Section 1.

**Section 23. Sign Descriptions and Additional Information.**

- **#210 - Send to Jump:** The sign will be placed at least 10 feet before the jump and 3 feet away from the path to the jump. The sign after will be set at least 3 feet away from the path after the jump.
- **#298 – Sit Stay:** The judge will designate placement of the leash and must inform the handlers during the Excellent walkthrough.

Immediately following the Finish sign the handler and dog will go to the Sit Stay sign. The dog must sit; the handler may command and/or signal the dog to stay. The handler will then walk at least fifteen (15) feet to get the leash and return to heel position by walking around behind the dog. The judge will order "Exercise Finished," at which time the judging of the Sit Stay sign will be complete. The handler will then attach the leash and exit the ring. The Sit Stay is not considered to be one of the stationary signs on the course.

**Judging Procedures:** Reference the *Rally Signs and Descriptions* located at the back of this Regulation book.

**Section 24. Jumps and Jump Heights.** A dog is required to jump once in the Advanced class, twice in the Excellent class and once in the

Master class. It is the judge's responsibility to see that the jumps are set for each dog in accordance with these Regulations. Jumps may not be used consecutively on the course.

<u>Height of dog at withers</u>	<u>Height to be jumped</u>
Less than 10 inches	4 inches
10 inches to less than 15 inches	8 inches
15 inches to less than 20 inches	12 inches
20 inches and over	16 inches

**Section 25. Walkthrough Time.** The course for each class will be posted at the ring when the judge arrives. Copies of the course may be given to exhibitors prior to the class, if available.

When there are not more than 20 dogs entered and the same start time is listed for the A and B classes of the same title level the judge will combine the walkthrough. At the listed start time for the class, a walkthrough of up to 10 minutes will be allowed for handlers without their dogs and judging of the class will follow. The judge must be available in the ring during this period to answer any questions they might have.

For classes with 40 or more dogs entered an additional walkthrough time of up to 10 minutes will be provided.

An additional 10 minutes must be added into the first hour of judging for the first walkthrough.

**Section 26. Judge's Directions.** The judge's orders should be given to the handlers in a clear and understandable manner. The judge will ask "Are you ready?" prior to ordering "Forward."

**Section 27. Timing.** All performances will be timed. Times will be recorded in the judge's book, but not posted, to 1/100 of a second and will be used only in the event of ties for a placement.

Timing will begin when the judge gives the order "Forward" and will end when the dog and handler cross the Finish sign.

**Section 28. Tied Scores and Times.** In the case of tied scores, the dog completing the course in the least amount of time will receive the higher placement.

In the event that both the score and time are the same, the dogs will repeat the course and will be scored and timed again. The original scores will not be changed but a plus (+) will be added after the score of the dog winning the run-off.

**Section 29. Timer Malfunction.** In the event of a timing malfunction, the time steward will notify the judge and table steward immediately after the dog and handler have finished running the course. No time will be recorded for the team and will be indicated as "NT" in the judge's book.

In the event of a tie at the end of the class involving a dog that does not have a time, the judge shall offer the handler the following options:

**Option 1** – The team without a recorded time may run the course again for score and time. If the dog's rerun score is better than the initial run, the team shall be considered to have won the placement with its original score and the time from the rerun.

If the dog's score is less than the original score from the first run, the team will be placed below its competitor with the same original score.

**Option 2** – The team may choose not to run again and keep its original score and accept the loss of the placement.

**Section 30. Scoring.** The maximum number of points that can be deducted for any sign is 10, with the exception of a non-qualifying (NQ) performance.

An incorrectly performed (IP) sign is an automatic 10-point deduction. **An incorrectly performed (IP) sign occurs when a team attempts a sign and fails to perform the principal parts of the sign on the first attempt. Except for all jumps and the sit stay, the handler may choose to retry the sign once, for a correct performance, accepting the mandatory 3-point deduction for the retry of the sign. The sign is considered an IP if the handler chooses not to retry or fails to perform the sign correctly on the second attempt. There are no retries in the Rally Master class.**

**Handler errors** may be assessed from 1 to 10 points up to and including non-qualifying. Handler errors can be assessed at any sign or during movement between signs on a course. Once a handler has stopped on any halt sign the handler cannot move their feet to assist a dog without incurring a handler error.

Any faults in traditional obedience that would be evaluated and scored as a one-point deduction or more should be scored the same in rally unless otherwise mentioned in these Regulations.

Unofficial scores will be posted ringside after each dog has completed the final sign.

The following deductions will apply on a scale from 1 to 10:

**Minor Deduction (1-2 points)** for each of the following:

- Tight leash
- Dog interfering with handler
- Poor sits
- Slow or delay or resistance to respond
- Touching or ticking a jump or pylon
- Knocking over a sign or holder
- Touching the handler
- Out of position

**Minor or Substantial Deduction (1-10 points)** for each of the following:

- Retry of a sign — only one (1) retry of each sign will be allowed unless otherwise stated. Retry of a sign is an automatic 3-point deduction.
- Pylon knocked over on Figure Eight, Spiral, Serpentine or Cloverleaf
- Lack of control
- Lack of teamwork
- Lack of briskness
- Handler error
- Loud command or intimidating signal
- Excessive barking
- Hitting the jump
- Patting/clapping in Excellent and Master – per occurrence

**Substantial Deduction (6-10 points)** for each of the following:

- Incorrectly performed sign (Automatic 10-point deduction)
- Failure to complete the Sit Stay (IP) – no retries allowed
- Failure of the dog to clear the jump properly on the first attempt (IP) – no retries allowed
- Knocking over the jump or upright or knocking a bar off (IP) – no retries allowed
- Luring/pleading with the dog
- Lack of natural manner

**Non-qualifying (NQ) scores** will be given for:

- Minimum requirements not met
- Dog unmanageable
- Uncontrolled barking
- Consistently tight lead
- Dog that eliminates while in the ring for judging
- Handler error
- Non-qualifying errors may not be re-tried
- Sign not attempted by handler

**A sign will be considered not attempted if:**

- Handler completely passes the sign
- Handler approaches sign but does not attempt it.  
(see “Glossary of Terms”)

## CHAPTER 3 CLASSES AND TITLES

**Section 1. Rally Novice Classes.** All signs are judged with the dog on leash. Rally Novice A and B must have 10 to 15 signs (Start and Finish not included) with a minimum of three and a maximum of five stationary signs.

**Section 2. Rally Novice A Class.** To be eligible for entry in this class, dogs may not have won an AKC Rally Novice (RN) title or any AKC Obedience title (including optional class titles) prior to the close of entries. A handler must own the dog entered or be a member of the owner's household or immediate family. The handler may not have previously handled any dog that has earned an AKC Rally title or any AKC Obedience title. A person may enter more than one dog in this class.

After a dog earns the Rally Novice (RN) title, it may continue to compete in this class for 60 days. No dog may be entered in both Rally Novice A and Rally Novice B at any one trial.

**Section 3. Rally Novice B Class.** Any dog may be entered in this class until a qualifying score in the Rally Advanced class is earned. The owner or any other person may handle dogs in this class. A person may enter more than one dog in this class. No dog may be entered in both Rally Novice A and Rally Novice B at any one trial.

**Section 4. Rally Novice Title.** The letters RN may be added after the name of each dog that has been certified by at least two different judges to have received qualifying scores in Novice classes at three licensed or member rally trials. That dog will receive a Rally Novice certificate from the AKC.

**Section 5. Rally Intermediate Class.** To be eligible for entry in this class dogs must have won the Rally Novice title but may not have earned a qualifying score in Rally Advanced.

All dogs are judged on leash. Rally Intermediate must have 12 to 17 signs (Start and Finish not included) with a minimum of three and a maximum of seven stationary signs. Intermediate courses will have a minimum of three Advanced level signs. There are no jumps in this class.

**Section 6. Rally Intermediate Title.** The letters RI may be added after the name of each dog that has been certified by at least two different judges to have received qualifying scores in the Intermediate class at three licensed or member rally trials. That dog will receive a Rally Intermediate certificate from the AKC.

**Section 7. Rally Advanced Classes.** All signs are judged off leash. Rally Advanced A and B must have 12 to 17 signs (Start and Finish not included), with a minimum of three and a maximum of seven stationary signs. A dog is required to jump once in the Advanced class.

Courses will have a minimum of three Advanced level signs plus the one required jump.

**Section 8. Rally Advanced A Class.** To be eligible for entry in this class, dogs must have won the Rally Novice (RN) title and may have won the Rally Intermediate (RI) title but may not have won the Rally Advanced (RA) title or any AKC Obedience title (including optional class titles) prior to the close of entries. A handler must own the dog entered or be a member of the owner's household or immediate family. A person may enter more than one dog in this class. After a dog earns the Rally Advanced (RA) title, it may continue to compete in this class for 60 days. No dog may be entered in both Rally Advanced A and Rally Advanced B at any one trial.

**Section 9. Rally Advanced B Class.** To be eligible for entry in this class, dogs must have won the Rally Novice (RN) title and may have won the Rally Intermediate (RI) title prior to close of entries. A dog completing the Rally Advanced (RA) title may continue to compete in this class indefinitely. The owner or any other person may handle the dog in this class. A person may enter more than one dog in this class. No dog may be entered in both Rally Advanced A and Rally Advanced B at any one trial.

**Section 10. Rally Advanced Title.** The letters RA may be added after the name of each dog that has been certified by at least two different judges to have received qualifying scores in the Advanced classes at three licensed or member rally trials. That dog will receive a Rally Advanced certificate from the AKC.

**Section 11. Rally Excellent Classes.** All signs are judged off leash. Rally Excellent A and B must have 15 to 20 signs (Start, Finish and Call marker not included), with a minimum of three and a maximum of seven stationary signs. The dog is required to jump twice utilizing one or two jumps. Courses will have a minimum of two Advanced level signs and a minimum of three Excellent level signs, plus the two required jumps and the Sit Stay sign.

Unlike in the Rally Novice, Intermediate and Advanced classes, in Rally Excellent, handlers are not allowed to pat their legs or clap their hands to encourage the dog. Verbal encouragement, multiple commands and/or inaudible signals using one or both arms and hands are allowed; the handler's arms need not be maintained in any particular position at any time. Handlers may not touch their dog or make any physical corrections without penalty.

**Section 12. Rally Excellent A Class.** To be eligible for entry in this class, dogs must have won the Rally Advanced (RA) title but may not have won the Rally Excellent (RE) title or any AKC Obedience title (including optional class titles) prior to the close of entries. A handler

must own the dog entered or be a member of the owner's household or immediate family. A person may enter more than one dog in this class. After earning the Rally Excellent (RE) title, a dog may continue to compete in this class for 60 days. No dog may be entered in both Rally Excellent A and Rally Excellent B at any one trial.

**Section 13. Rally Excellent B Class.** To be eligible for entry in this class, dogs must have won the Rally Advanced (RA) title prior to the close of entries. A dog completing the Rally Excellent (RE) title may continue to compete in this class indefinitely. The owner or any other person may handle dogs in this class. A person may enter more than one dog in this class. No dog may be entered in both Rally Excellent A and Rally Excellent B at any one trial.

**Section 14. Rally Excellent Title.** The letters RE may be added after the name of each dog that has been certified by at least two different judges to have received qualifying scores in the Excellent classes at three licensed or member rally trials. That dog will receive a Rally Excellent certificate from the AKC.

**Section 15. Rally Advanced Excellent Title.** Upon completion of the Rally Excellent title, qualifying scores may be accumulated from the Rally Advanced B class and the Rally Excellent B class to earn the Rally Advanced Excellent (RAE) title.

To earn a Rally Advanced Excellent title, the dog must have received qualifying scores in both Advanced B and Excellent B at 10 separate licensed or member rally trials.

The RAE title will appear at the end of the dog's name and a numeric designation will indicate the number of times the dog has met RAE requirements, i.e. RAE2, RAE3, etc.

**Section 16. Rally Master Class.** To be eligible for entry in this class a dog must have won the Rally Excellent (RE) title.

All dogs are judged off leash.

The Master class must have 15 to 20 signs (Start and Finish not included) with a minimum of three and a maximum of seven stationary signs.

Courses will have a minimum of four Master level signs plus the one required jump (301, 302 or 303), a minimum of three Excellent level signs and a minimum of three Advanced level signs.

There are no retries for any of the signs on the Rally Master course.

Unlike in the Rally Novice, Intermediate and Advanced classes, in the Rally Master class handlers are not allowed to pat their legs or clap their hands to encourage the dog without penalty. Verbal encouragement, multiple commands and/or inaudible signals using one or both arms and hands are allowed; the handler's arms need not be maintained in any particular position at any time. Handlers may not touch their dog or make any physical corrections without penalty.

**Section 17. Rally Master Class Title.** The letters RM may be added after the name of each dog that has been certified by at least two different judges to have received qualifying scores in the Master class at ten licensed or member rally trials. That dog will receive a Rally Master certificate from the AKC.

The letters RM will be followed by a numeric designation indicating the number of times a dog has met the requirements of the RM title as defined in these Regulations. (RM2 for 20 qualifying scores, RM3 for 30 qualifying scores, RM4 for 40 qualifying scores, etc.)

**CHAPTER 4**  
**RALLY CHAMPIONSHIP**

**Section 1. Dogs That May Compete.** Rally Championship points will be recorded for dogs after they have earned the Rally Master title. When a dog earns the Rally Champion title, it may continue to compete and earn points.

**Section 2. Championship Points.** Rally Championship points will be recorded for dogs earning a score of 91 or better in the Rally Excellent B and Rally Master class. A dog must earn a total of 300 points. Additionally, the dog must receive qualifying scores in Advanced B, Excellent B and the Master class, on the same day at the same trial at 20 separate licensed or member rally trials.

**Section 3. Point Schedule.**

	<u>Score</u>	<u>Points</u>
<u>Excellent</u>  &  <u>Master Class</u>	<u>91</u>	<u>1</u>
	<u>92</u>	<u>1</u>
	<u>93</u>	<u>1</u>
	<u>94</u>	<u>1</u>
	<u>95</u>	<u>1</u>
	<u>96</u>	<u>1</u>
	<u>97</u>	<u>2</u>
	<u>98</u>	<u>3</u>
	<u>99</u>	<u>4</u>
	<u>100</u>	<u>5</u>

**Section 4. Rally Champion Title.** The AKC will issue a Rally Champion certificate and will permit the use of the letters RACH preceding the name of each dog that meets the requirements.

The letters RACH will be followed by a numeric designation indicating the number of times a dog has met the requirements of the RACH title as defined in these Regulations. (RACH2 for 40 triple qualifying scores and 600 points, RACH3 for 60 triple qualifying scores and 900 points, etc.)

## CHAPTER 5

### AKC RALLY® NATIONAL CHAMPIONSHIP

**Section 1. Rally National Championship Defined.** A Rally National Championship shall be held annually at a time and location as determined by the American Kennel Club. The Rally National Championship shall consist of a Championship class which shall be comprised of a varied combination of upper level class challenges, all of which may be modified. The event may also include competition at the Novice, Advanced and Excellent class levels as determined by the AKC.

**Section 2. Rally National Champion Title.** A Rally National Champion title will be awarded to the overall winning dog in the Championship class held at the Rally National Championship. The overall winner shall be entitled to be designated “AKC Rally National Champion of \_\_\_(year)” and will be permitted to use the letters of RNC preceding the AKC name of the dog.

**Section 3. Dogs That May Compete.** To be eligible to compete, dogs are required to meet the minimum qualifications as determined by the AKC during a qualifying period set each year.

All dogs that are registered with the American Kennel Club including those with Limited Registration, or that have a Purebred Alternative Listing (PAL) or AKC Canine Partner listing number, or are recorded in the Foundation Stock Service (FSS) program and who meet the minimum entry qualifications set forth for the event are eligible to compete in the Rally National Championship, provided the entry is received prior to any entry limits being reached and before the event closing date/time.

A dog entered in the Championship class may not enter the other classes if they are offered.

## CHAPTER 6 NON-REGULAR CLASSES

**Section 1. Rally Pairs Class.** Rally Pairs class consists of competition by one handler working two dogs at one time through a rally course at a level selected and offered by the event-giving club. Scores will be based on a possible 200 points, with ties being broken by time. Class levels that can be offered by the event-giving club will be Rally Novice, Rally Advanced and/or Rally Excellent, excluding jumps. Clubs may offer one or all levels at events. A club may offer non-regular Rally Excellent without having to offer any other level as a non-regular class.

**Scoring.** All signs will be counted with a point value. The maximum point value that can be deducted at any one sign will be 10 points per dog (20 total points). There will not be any NQs awarded for a performance. It is possible for a team to receive a negative score. All other rally rules and Regulations will apply for each class level offered as a non-regular class.

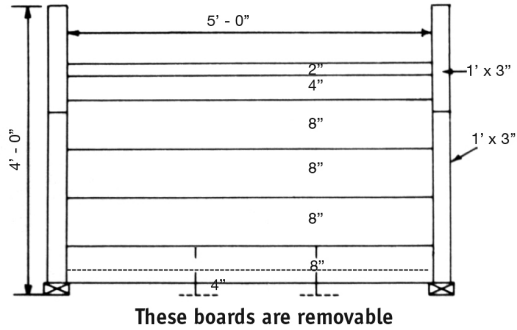
Suggested judging is 12 pairs per hour.

**Section 2. Rally Team Competition.** For the non-regular Rally Team Competition, any of the regular rally class levels may be offered. The Rally Team Competition will be for teams of any four dogs that are eligible under these Regulations. Five dogs may be entered, one to be considered an alternate for which no entry fee will be required; however, the same four dogs will perform all of the signs. No dog may be entered on more than one team. There is a total possible score of 400 points for each team. All team members will run the course individually, with the team time running continuously. Time will start when the judge gives the first member of the team the forward command from the “Start” sign. The subsequent dog for each team starts when the previous handler for the team passes the “Finish” sign without an additional command of “Forward” by the judge. Timing for each team will begin when the judge commands the first handler in the team to begin with the command “Forward” and will stop when the fourth handler from the team passes the finish sign. If jumps are required, they will be based on the height of the smallest dog on each competing team.

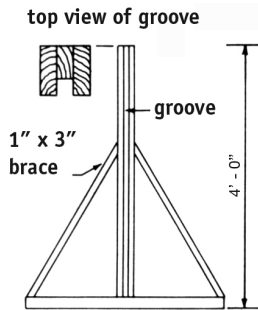
**Scoring.** All signs will be counted with a point value. The maximum point value that, can be deducted at any one sign, will be 10 points. It is possible for a team to receive a negative score.

Suggested judging rate is four teams per hour.

## SUGGESTED CONSTRUCTION OF HIGH JUMP



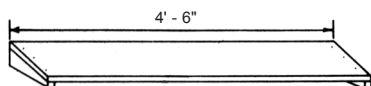
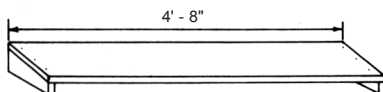
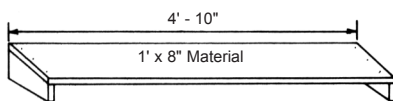
### FRONT VIEW



This upright consists of two pieces 1" x 3" and one piece 1" x 2", nailed together, with the 1" x 2" forming the groove for the boards to slide in.

### SIDE VIEW

## SUGGESTED CONSTRUCTION OF BROAD JUMP

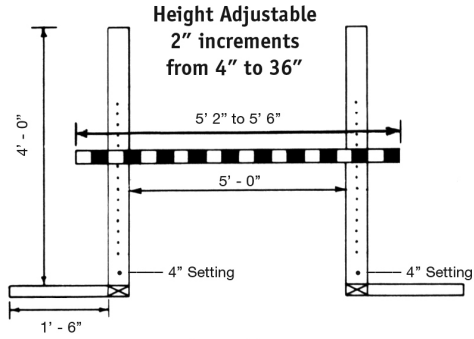


## ELEVATION

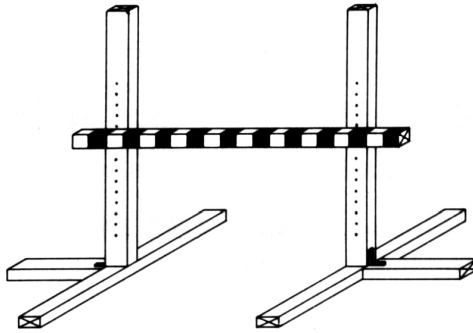


## END VIEW OF FOUR HURDLES

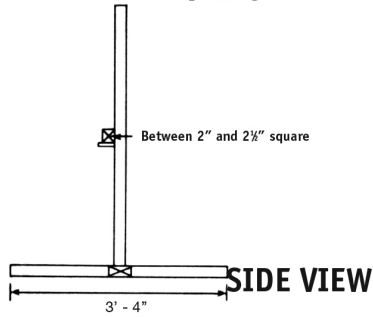
## SUGGESTED CONSTRUCTION OF BAR JUMP



**FRONT VIEW**



**ELEVATION**



## Glossary of Rally Terms

**Brisk, briskly** – keenly alive, alert, energetic

**AKC Canine Partners** – an American Kennel Club program that is available to spayed/neutered dogs that are not currently eligible for AKC registration, AKC Foundation Stock Service (FSS) enrollment, or an AKC Purebred Alternative Listing (PAL) number

**Command** – verbal order from handler to dog

### **Deductions:**

**Minor deduction** – 1 to 2 points

**Minor or Substantial deduction** – 1 to 10 points

**Substantial deduction** – 6 to 10 points

- Re-tries of a sign are an automatic 3-point deduction (not permitted in the Master Class or for jumps or Sit Stay)
- Incorrectly Performed signs are an automatic 10-point deduction

**Directly** – immediately, without deviation or hesitation

**Down** – the dog's body is on the ground; the dog's weight is off the feet and legs

### **Finish – the dog moves smartly to heel position**

**Front** – a dog sits in front of the handler, close enough that the handler can touch the dog's head

**Guiding Gently by the Collar** – control of the dog by holding any part of the collar with minimal pressure on the dog's neck

**Handler Returns to Heel Position** – the handler must return to heel position by walking around behind the dog (unless otherwise stated in these Regulations)

**Heel Position** – the dog is at the handler's left side, facing the same direction the handler is facing; the dog's body is within the area of the handler's left hip; and the dog should be close to, but not crowding its handler so that the handler has freedom of motion at all times

**Incorrectly Performed Sign (IP)** – one or more principal parts of a sign not performed or performed incorrectly

**Lame** – irregularity or impairment of the function of locomotion, irrespective of the cause or how slight or severe

**Lack of briskness** – a handler walking slowly to accommodate and/or adapt to their dog

**Luring** – the appearance of having a reward to tempt the dog along or into position. No reward needs to be present

**Natural Manner** – not artificial, free of affectation; what is customarily expected in the home or public places

**Order** – direction from judge to handler, either verbal or nonverbal

**Out of position** – a dog that is forging, lagging, wide or not facing the same direction the handler is facing

**Pause** – a complete stop of forward motion by the handler

**Pivot** – turning in the circle occupied by the handler before they started the turn; a turn in place together

**Pleading** – repeated urgent commands and/or signals to elicit the proper behavior from the dog while the dog remains unresponsive to handler’s commands and/or signals

**Regularly Trained or Instructed** – where a dog and/or handler meet on a regular basis for instruction. A regular basis is considered a set pattern of dates, such as monthly, or more often

**Retry a Sign** – a sign that is redone in its entirety, including the approach, before beginning the next sign

**Signal** – nonverbal direction from the handler to dog

**Sit** – the dog has its rear and/or hocks on the ground

**Sign – Not Attempted By The Handler** – a sign skipped/missed by the handler before attempting the next sign

**Smartly** - quickly, vigorously

**Tight leash** – a leash without slack; pulling

**Training** – as related to where a student-handler/teacher-judge relationship is established, with or without compensation

**Turn in Place** – turning in a circle that was occupied by the handler before they started to turn; a pivot

**Withers** – highest point of the dog’s shoulder



# Rally Judges' Guidelines



AMERICAN  
KENNEL CLUB®

## CHAPTER 1

### RALLY JUDGES' GUIDELINES

These guidelines reflect the policies and practices set forth by the AKC Board of Directors. Judges are expected to conduct themselves in accordance with the guidelines in this booklet. Failure to comply with these guidelines subjects a judge to possible disciplinary action.

**Remember, You Make it Work!** As a rally judge, you are an essential part of the fancy. The rally trial system needs your dedication and expertise in order to function properly.

This section of the book is designed as an easy-to-use guide for all AKC and visiting judges. We believe it will make it easier for you to do your job and contribute to the sport of rally.

You should be thoroughly familiar with this guide, as well as all of the AKC Rules, Regulations and Policies if you:

- Are an approved or provisional judge
- Have accepted match or non-regular class judging assignments
- Are a visiting judge accepting assignments at AKC events
- Plan to apply for provisional judging approval

This booklet cannot cover all situations; nor can it substitute for common sense.

Whenever you have a question about judging procedure or conduct, remember that an AKC Field Representative is present at many all-breed shows. When at a trial, the field representative is the first person to whom you should turn to discuss questions having to do with your judging. Also, please do not hesitate to contact the AKC Companion Events Department.

### **YOUR RESPONSIBILITIES AS A JUDGE**

Judges must understand their responsibilities to the sport.

**Responsibility to Exhibitors.** Each exhibitor has paid an entry fee for the purpose of competing and having their dog's performance evaluated. Judges are expected to be friendly and courteous to all who enter the ring. Without exhibitors, there would be no trials. For every experienced exhibitor there are many newcomers. The future of this sport is in the hands of the novice.

**Responsibility to Spectators.** Spectators form their opinion of the sport through seeing the actions of the judge, the handler and the dog. Care must be taken to avoid any action that might reflect poorly on the sport. Judges should work to maintain spectator appeal in the sport while keeping foremost in mind the welfare and convenience of the exhibitor and the dog.

**Responsibility to the Sport.** Approval to judge carries with it the full endorsement of the AKC. Whether judging at a licensed trial or sanctioned match or engaging in any dog-related activity, judges must be cognizant of their responsibility to the sport.

Judges must never ignore or condone any type of abuse of a dog at any time. All judges are expected to take appropriate action when witnessing such conduct.

As a judge, you are required to meet these key criteria:

- **Knowledge.** Through experience and continuing study, you must demonstrate sound knowledge of the dogs you evaluate and score. Good judges never stop learning about the sport of rally.
- **Procedure.** You must demonstrate sound judging procedure and ring control, plus a thorough knowledge of the *AKC Rally Regulations* and the *Rally Judges' Guidelines*. Good procedure is essential. With it, a judge will inspire the confidence of exhibitors and spectators.
- **Impartiality.** It is essential that exhibitors have full faith in the impartiality and competence of judges. There is no room for even the suggestion that anything other than the work of the dogs in the ring is involved in your decisions.

**Judges' Certifications.** As an Obedience and/or Rally judge, you should adhere to the certifications made when you signed your application to become an AKC judge. These certifications are restated below:

I HEREBY submit my application to the Companion Events Approval Committee of the AMERICAN KENNEL CLUB for its consideration and make the following certifications:

I certify that I am occupationally eligible to judge under AKC *Rules Applying to Dog Shows* and will adhere to the restrictions, if applicable, outlined in the Addendum clarifying Chapter 7, Section 1.

I certify that I am familiar with the American Kennel Club's Rules, Regulations, Policies, *AKC Rally Regulations* and *Rally Judges' Guidelines*, and agree to abide by them.

I certify that if granted provisional or regular judging status, I fully understand that my judging eligibility is conditional and, therefore, reviewable by the AKC Board of Directors at any time subsequent to the date the status was initially granted.

I certify that upon review, AKC's Board of Directors may relieve me of continued judging eligibility.

I certify that I fully understand and stipulate that the committee's authorization to judge on a provisional basis does not guarantee or imply eventual approval as a regular judge.

I certify that I am in good standing with the American Kennel Club, 21 years of age or older, and that all information submitted in this application is truthful and accurate.

## ETHICS: HONESTY PLUS COMMON SENSE

You must possess and project an unwavering air of integrity and ethical behavior that maintains the reputation of AKC Rally trials as being fair and properly judged. With common sense, judges can easily avoid situations that might raise ethical questions.

Judges are presumed to be honest, competent and dedicated. Nevertheless, it is all too easy to find yourself in uncomfortable or even inappropriate situations. These guidelines cannot cover every situation. They can, however, help you avoid improprieties or perceived improprieties. Some ethical rules are clear. For example:

- Never accept any payments or presents for past or future placements.
- Advise potential exhibitors not to enter under you when their presence or the presence of their dogs might give the impression of unfair advantage, such as a person with whom you own dogs, wholly or in part, dogs that have been regularly trained or instructed by you, your employer, your employee, or a relative.

These are only examples. The key is to avoid situations that might give the impression of impropriety.

The AKC recognizes you cannot control who enters. This does not diminish the importance of appearances. Everything possible must be done to keep your reputation above reproach.

## BEWARE OF THOSE GRAY AREAS

Judges are often singled out for critical observation by exhibitors. Keep in mind that a perfectly innocent action or discussion can be misconstrued.

**Attending Shows.** If you attend shows immediately before events you are to judge, do not watch the class(es) you are scheduled to judge later.

**Training and Exhibiting.** All judges start in the sport as exhibitors and trainers. It is natural to want to continue these activities after becoming a judge. The AKC understands this. It is acceptable to exhibit or have your dogs exhibited at shows on the days that you are not officiating.

Many judges combine exhibiting and judging without causing complaints. The reason is simple. They are prudent in how and when they exhibit, and they demonstrate the utmost in decorum and sportsmanship. Judges who exhibit should expect to be subject to special scrutiny. The AKC will evaluate all complaints concerning judges who exhibit on an individual basis. Whatever steps are deemed necessary will be taken in each particular situation.

**Exhibiting.** Judges (including provisional) may not handle dogs that are not owned or co-owned by themselves or a family member at obedience and/or rally trials. It is not proper for a judge to co-own a dog solely to permit the judge to handle the dog. Tracking, agility,

obedience, rally and conformation judges may enter the “A” classes, if otherwise eligible.

Judges assigned to judge Non-Regular Rally or Obedience class assignments only may exhibit on the same day they judge those classes. The judge and members of the same household may not compete in the Non-Regular class in which they are judging.

**Social Functions.** It is appropriate to attend an affair given by a club holding the show/trial. Judges have the option of attending club dinners and other social functions where exhibitors will be present. In such cases, take extra care in regard to any exhibitor who might appear in your ring.

As an example of those “gray areas,” you might find yourself at a social function seated next to someone who mentions exhibiting in the class you will judge. The best ways to handle it include:

- Tell everyone you will be judging that class and feel it would be inappropriate to discuss anything concerning your assignment.
- Tactfully change the subject.

There will be other “gray areas” that could cause problems. Ask yourself if whatever is happening, however innocent, maintains an outward appearance of propriety. The rule of thumb is to ask yourself, “Would I be getting this treatment if I were not a judge?”

## ACCEPTING ASSIGNMENTS

**Written Invitations Only.** Require all clubs to send you written invitations for assignments. Their requests should clearly specify the class(es) you are being asked to judge. Promptly acknowledge all invitations, again in writing, and keep accurate records of assignments you accept.

**Avoid Conflicts.** It’s your responsibility to acknowledge judging invitations promptly. Careful record keeping and prompt acceptance (or refusal) of invitations helps eliminate unnecessary confusion and conflicts for both judges and trial-giving clubs.

**Assignment Limitations.** A judge will not be approved to judge the same rally class at all-breed events within 30 days and 100 straight-line miles of each other with the following exceptions:

- A judge may accept assignments to judge the same classes for two rally trials that fall on the same day at the same site.
- A judge may accept assignments to judge the same classes at two rally trials over the course of a cluster of no more than five (5) consecutive days at the same site or within a local geographical area as determined by the AKC.
- A judge may accept an assignment within 30 days and 100 straight-line miles of another assignment only on an emergency basis. An emergency basis is defined as an advertised judge notifying a club within 72 hours of an approved trial that they cannot fulfill their assignment.

There are no such restrictions on non-regular classes. There are no such restrictions on Junior Rally Showcase assignments. Assignments to judge the same class or classes at a Junior Rally Showcase event are not considered to be a conflict with any other assignment.

Assignments to judge the same class or classes at two different breed specialty or group rally trials are not considered to be a conflict unless the two specialties or group rally trials are for the same breed or group. Breed specialty rally assignments or group shows are not in conflict with an assignment to judge the same class(es) at an all-breed rally trial. A judge's assignment or combined assignments for any day shall not exceed eight hours.

An approved regular status rally judge, who is not currently suspended from the privileges of the AKC, may accept assignments to judge non-regular obedience classes.

**Travel Between Assignments.** Judges cannot do their best work if they are tired from travel. They should not accept assignments on succeeding days where more than a few hours' travel by ground transportation is involved.

Judges should understand that upon acceptance of an invitation, they are committing themselves to the trial-giving club for the entire day. Their travel plans should not be predicated on arriving late or on leaving early to get transportation home or to another show. Judges should not ask clubs or superintendents to arrange judging programs to accommodate their travel plans. Judges should not travel to or from trials or stay with anyone who is likely to be exhibiting or handling under them.

**Expenses.** When you accept an invitation, clearly inform club officials what your expenses and fee, if any, will be, so they will not be surprised by a larger than anticipated bill on the day of the trial. This is a contract between you and the club. The more specific details you and the club include in the contract, the less the potential for misunderstanding. This is an important consideration and a courtesy to clubs. If you sign a contract provided by the club, you and the club are responsible for abiding by its conditions.

## **SICKNESS AND FITNESS TO JUDGE**

**Fitness to Judge.** A rally judge must be capable of performing the functions necessary to properly evaluate the dogs.

This means judges must have:

- The maneuverability to negotiate a ring, indoors and out, with or without mechanical assistance, i.e., a wheelchair, crutches, or a cane.
- The flexibility to measure dogs.
- The dexterity to move at a sufficient speed to adhere to the schedule of the trial-giving club and AKC policy.
- Normal vision (correctable by eyeglasses or contact lenses), i.e., be able to judge dogs at a distance.
- The capability to complete all the necessary paperwork.

**Sickness.** Judges are expected to be physically fit. If you find you cannot fulfill an assignment because of illness or other serious occurrence, immediately notify the trial secretary and/or superintendent and the trial chairperson by telephone, overnight letter, telegram, e-mail or fax. If you become ill while judging and it becomes necessary to find a replacement, you will not be allowed to continue your assignment later in the day. If you are delayed en route to a trial, make every effort to contact the trial secretary or superintendent's office immediately.

When judges can no longer properly perform the duties of a judge because of physical difficulties, they do the position and the sport a disservice by continuing to accept assignments. The AKC has a Judge Emeritus Program to honor judges who have served the sport faithfully and wish to retire. Contact the AKC Companion Events Department for additional information.

**Change of Address.** Judges are responsible for promptly notifying the AKC Companion Events Department of any change in mailing address, e-mail address and phone number(s). The change will be automatically reflected in the AKC Judges Directory.

## CHAPTER 2

### RALLY JUDGES' GUIDELINES

#### COURSE DESIGN

**Section 1. Course Design and Setting the Course.** Course Design is of significant importance to the sport. A rally course should be designed to be fun, interesting and enjoyable for the exhibitor, dog and spectators. Courses should provide sufficient challenge without being overly complicated and designed to be completed by the average team in less than two minutes. This may vary slightly depending on the level. When designing courses, remember AKC Rally is a skill-building class for all other AKC events and should provide the dog and handler the ability to develop and master a variety of skills.

Control and teamwork is best evaluated with courses that flow. The rally judge should consider the dog and handler's path when designing and setting the course. Grouping stationary signs together causes a course to be choppy and tight while using multiple circular turns in the same direction may cause dizziness. Signs requiring specific angles of performance must be used to allow those angles to be executed correctly. Courses should be laid out in a clear and straightforward manner so that a handler who misses the walk through has a reasonable chance of qualifying by following the numbered signs. Signs using the pylons may share one or more pylons except for the Offset Figure 8. All signs with a "Fast" or "Slow" must be followed by a "Normal" except the "Slow" may be used as the last sign. Signs with an asterisk (5, 6, 7, 8, 9, 10, 19, 103 and 299) may be used multiple times on a rally course. Stationary signs are any stated as such in the descriptions. The Sit Stay sign is not to be considered one of the required stationary course signs and must not be in the path of the course.

Plan to use separate entrance and exit gates to allow for better traffic flow and time management. Adequate space must be allowed for all sizes of dogs to perform the signs properly inside the ring including the Start, Finish and Sit Stay signs.

Sign holders or signs will be clearly and sequentially numbered on the course. Numbers will not be used for the Start, Finish, Call and Directional Arrows or the duplicate signs used for 206-209, 311, 317 and 318.

The first course of the day should be nested with multiple signs per holder, for the following class levels, to allow for an efficient and easy course change between levels. The Intermediate course should be the same as the Advanced course without the jump. The Master course must include one of the Master jump signs, 301, 302 or 303.

Whenever a course needs to be modified, note the changes on the course posted. Judges should not use the same course in the same area over and over again.

When using the Broad Jump, judges may use four corner markers if they are available. The corner markers should be at least 1-inch wide and at least 36 inches high. They may be striped or decorated. If used the corner markers may be freestanding or attached. They should be placed or attached to the side of the first and last hurdle.

### CHAPTER 3

## RALLY JUDGES' GUIDELINES

### PREPARATION FOR JUDGING

**BE ON TIME.** The judge must arrive a minimum of 45 minutes prior to the scheduled start of judging, unless a prior judging assignment conflicts. Upon arrival, the judge will post the course(s) outside the ring.

**Section 1. Ring and Equipment.** Prior to the scheduled judging time, the judge will inspect the ring, which must meet all requirements of the *AKC Rally Regulations* Chapter 1, Section 34-36. Size shall be determined by the judge pacing the ring. Checking the ring also requires the judge to:

- Examine signs and sign holders to ensure they are secure
- Examine the distractions used in the Offset Figure 8 to determine that they can be seen and smelled but not consumed
- Measure the jumps in the Advanced, Excellent and Master classes to ensure they meet the requirements as described in the *AKC Rally Regulations*, Chapter 2, Section 24
- If the jumps are made of a material other than wood, they must meet all the requirements of the *AKC Rally Regulations*

**Section 2. Judging Program.** The judging program will be based on the judging of up to 20 dogs per hour. Walkthroughs should be performed as outlined in the *AKC Rally Regulations*, Chapter 2, Section 25, "Walkthrough Time." Additionally, judges may take rest or meal breaks at their discretion. Unnecessary delays in judging should be avoided. If there are less than 5 hours of judging scheduled, a lunch break is not recommended.

## **CHAPTER 4**

### **PHYSICALLY CHALLENGED HANDLERS**

It is perfectly permissible for physically challenged handlers to compete, provided they can do so under their own power with or without mechanical assistance, i.e., a wheelchair (self-propelled, electric, etc.), crutches, or a cane.

Directions by radio are not permitted. Handlers on crutches should not be penalized for any crutch motions considered normal for their disability. However, if, in the opinion of the judge, the handler uses the crutches in a manner unnecessary for their movement and as guidance or control of the dog, a scoring penalty must be imposed. In determining if a modification of the requirements of the *AKC Rally Regulations* for physically challenged handlers is acceptable under the provisions of Chapter 2, Section 12 the judge needs only to determine whether the modification aids the dog's performance. If the modification does not aid the dog's performance, it is acceptable. But, as stated in Chapter 2, Section 12, the dog is required to perform all parts of the signs as described in the *AKC Rally Regulations* and shall be penalized for failure to perform any part of a sign.

The *AKC Rally Regulations* requires all dogs to work from the handler's left side. It is proper for a judge to establish in advance a position on the disabled handler's left side that corresponds to the normal heel position for all signs.

With respect to speed of the handler, a physically challenged handler is expected to do the signs at the equivalent of a brisk but normal pace with changes in speed for the slow and fast pace signs. Judges must penalize a handler, as they would any other handler disabled or not, who does not perform the signs at the equivalent of a brisk but normal pace or with a true slow and fast pace.

The *AKC Rally Regulations* Chapter 2, Section 12, states that in the case of a blind handler, the judge may permit an assistant to read the signs and communicate to the handler the dog's performance at each sign, an assistant may utter softly a verbal aid so that the handler may determine the position of the pylons as they perform the signs.

After the judge or another person positions a blind handler for a jump, the judge may permit the handler to leave the dog, walk up to the jump to feel it in order to determine its exact location, and then proceed to perform the sign as required.

**Hearing Deficiency.** When faced with the situation where a handler is hard of hearing, judges should position themselves so that the handler may continuously observe them during the performance of the course. If such a handler desires, judges may use prearranged signals to the handler in lieu of verbal commands.

## **CHAPTER 5**

### **RALLY JUDGES' GUIDELINES**

#### **JUDGING THE DOGS AND JUDGE'S BOOK**

**Section 1. Judging the Dogs.** The judge has absolute control and unquestioned authority over all persons and dogs in the ring. With this authority comes the responsibility to be courteous and considerate. Be as systematic in your ring procedure from dog to dog as conditions permit. Judges position should be kept in mind when designing the course. Position is important for three reasons: first, to properly evaluate the dog and handler; second, to establish consistency from team to team; and third, to insure efficient time management. While there is no one perfect position, some positions are better than others. All dogs should be viewed from the same relative position on the course. Fronts and finishes are best judged from the front or from the side. When evaluating a "down," the judge should be in position to see whether or not the dog has dropped completely.

**Section 2. Philosophy of Scoring.** It is the judge's responsibility to qualify all the dogs that should qualify and to non-qualify all the dogs whose performances did not meet the minimum requirements. From the qualifying group of dogs, it is the judge's responsibility to place the top four dogs in order of their performance. The remainder of the qualifying dogs are ranked in order by their scores.

#### **Section 3. Procedures for Judges to Follow in Marking the Judge's Book (Use Ballpoint Pen)**

- To correct an error after marking a score under a wrong catalog number, cross out the error, write the correction, and initial the change.
- Non-qualifying scores should be indicated as an "NQ" in the Final Score box.
- If a handler leaves the ring before completing the course, write "HLR" (Handler Left Ring), then write "NQ" in the Final Score box.
- Verify all absentees (AB) have been marked accordingly.
- If a team was not timed write "NT" in the Time box.
- Mark the catalog number, the score of the four official placements, the time started, and the time finished. This should be on the first sheet for the class only.
- When run-offs of ties have taken place for any of the four official placements, indicate the winner of the tie by placing a plus (+) sign after the winner's score.
- In the case of a dog that is "Disqualified," state the reason in the judge's book and bring it to the attention of the superintendent or trial secretary. In addition, if a dog is disqualified for attacking a person in the ring, complete the form available from the superintendent

or trial secretary. This completed form must be turned into the superintendent or secretary.

- If any dog or handler is excused, state the reason.

**SIGN THE BOOK.**

**NOTE:** Judges should use the inside cover of the book for any comments or explanations required and make the superintendent or trial secretary aware of the comments. If additional information is deemed necessary by the judge, comments or explanations should be forwarded to the Companion Events Department and emailed to [Rally@akc.org](mailto:Rally@akc.org).

**Rally Sample Marked Judge's Book**

Name of Club \_\_\_\_\_

Event # \_\_\_\_\_ Date \_\_\_\_\_

Judge \_\_\_\_\_

Maximum Score – 100 points

**NOVICE A or B INTERMEDIATE ADVANCED A or B EXCELLENT A or B MASTER**

ARMBAND NUMBER	BREED OF DOG	TIME	POINTS LOST	FINAL SCORE
101	Australian Shepherd	1:53:31	-4	96
<del>102</del>	<del>Italian Greyhound</del>	<b>Moved to</b>	<b>Advanced A</b>	<b>SB (initials of Secretary)</b>
103	Schipperke	1:53:60	-10	90
104	Australian Shepherd		<b>HLR</b>	<b>NQ</b>
105	Pomeranian	1:36:29	-2	98
106	Basset Hound	1:41:47	-10	90
107	Australian Shepherd	2:05:70	-10	90
108	Golden Retriever		<b>Excused unmanageable</b>	
109	Irish Water Spaniel	1:36:75	-5	95
110	Pomeranian	1:31:18	-2	98
111	Labrador Retriever	<b>NT</b>	10	90
112	Australian Shepherd	1:31:18	-2	98
113	Lhasa Apso			<b>AB</b>
114	Border Collie	1:35:04	-10	90
115	Golden Retriever	1:45:05	-7	93
116	Whippet		<b>Excused - lame</b>	
117	Pug	1:33:73	-3	97
118	Labrador Retriever	1:54:14	-3	<b>97</b>
119	Border Collie			<b>NQ</b>

	<b>1<sup>st</sup> Place</b>	<b>2<sup>nd</sup> Place</b>	<b>3<sup>rd</sup> Place</b>	<b>4<sup>th</sup> Place</b>
<b>Armband #</b>	<u><b>110</b></u>	<u><b>112</b></u>	<u><b>105</b></u>	<u><b>117</b></u>
<b>Score</b>	<u><b>98+</b></u>	<u><b>98</b></u>	<u><b>98</b></u>	<u><b>97</b></u>

**Time Started:** **10:00 AM**      **Time Finished:** **10:59 AM**

**Judge's Signature:** \_\_\_\_\_

**Rally Judge's Book**

Name of Club \_\_\_\_\_

Event # \_\_\_\_\_ Date \_\_\_\_\_

Judge \_\_\_\_\_

Maximum Score - 100 points

NOVICE A or B INTERMEDIATE ADVANCED A or B EXCELLENT A or B MASTER

ARM BAND NUMBER	BREED OF DOG	TIME	POINTS LOST	FINAL SCORE

Armband #      1<sup>st</sup> place      2<sup>nd</sup> place      3<sup>rd</sup> place      4<sup>th</sup> place  
                    \_\_\_\_\_      \_\_\_\_\_      \_\_\_\_\_      \_\_\_\_\_  
Score:            \_\_\_\_\_      \_\_\_\_\_      \_\_\_\_\_      \_\_\_\_\_  
                    Time Started: \_\_\_\_\_      Time Finished: \_\_\_\_\_  
Judge's Signature: \_\_\_\_\_



# The Steward in Rally

The Steward  
in Rally



AMERICAN  
KENNEL CLUB®

## INTRODUCTION TO RALLY STEWARDING

Planning a rally trial involves many months of preparation by a Rally Trial Committee. The tasks are varied, demanding and include, but are not limited to: selecting judges, preparing a premium list, compiling a mailing list, soliciting trophies, preparing or obtaining equipment, making luncheon arrangements, securing admission tickets, and printing a catalog. One essential element that is often neglected or treated lightly is the selection and training of stewards. Stewards will be needed who have been specifically trained to assist with rally events. A steward who is not familiar with rally procedures will require time-consuming instructions from the judge and can severely slow down the entire judging procedure.

To ensure the smooth operation of a rally ring, clubs should provide a training session for stewards. Experienced stewards or judges can lead the training session. A person may both steward for and show under the same judge, with the exception of the table steward who may not show and steward in the same class. Stewarding functions in the rally ring are broken down into four general categories: gate steward, table steward, ring steward and time steward. In Novice Intermediate and Advanced, the club will provide a minimum of three stewards, as one person can serve as both the ring steward and the time steward. The time steward will monitor and report each dog's time to the table steward. It is essential that all stewards be at ringside at least 45 minutes prior to the scheduled start of judging to receive any specific instructions from the judge and to assist in setting up the rally ring as directed by the judge. Stewards are reminded that judges are solely responsible for the ring until their assignments are completed. Stewards are provided to assist but may act only on the judge's instructions. Stewards must not give information to owners and handlers except when the judge asks them to do so.

## CHAPTER 1 THE GATE STEWARD

Gate stewards should report to their assigned ring at least 45 minutes prior to the scheduled judging time for the class.

The duties of gate stewards should include:

- Distributing armbands.
- Checking to ensure that the armband number given to the exhibitor corresponds to the dog's name and number in the catalog.
- Directing exhibitors to the judge if they request to be judged out of order due to conflicts and reporting any absences to the judge and table steward.
- Assuring that the jump height is correctly set by the ring steward for each dog in the Advanced, Excellent, and Master classes before it enters the ring.
- Ensuring that dogs are judged in catalog order but not to the extent of holding up judging.
- Ensuring handlers and dogs do not enter the ring until the judge so indicates.
- Ensuring that the next dog to be judged is immediately available.
- As soon as the judge begins judging the dog in the ring, the steward calls the next dog and ensures that the handler is ringside. If the next dog is not available, the gate steward should not hesitate to call the next dog in order.
- As needed, ensuring that the leash is returned to the handler as the dog and handler complete the course, and that the dog is on leash when the team leaves the ring.
- Being aware of any problems with the dogs on course and being ready to follow instructions given by the judge.
- For Advanced, Excellent and Master, verifying that the jump height is listed correctly for each dog.
- Assisting with any other duties as assigned by the judge.

## CHAPTER 2 THE TABLE STEWARD

Table stewards should report to their assigned ring at least 45 minutes prior to the scheduled judging time for the class. The extent to which a judge uses the services of a table steward varies greatly. The steward must receive specific instructions from the judge as to what will be required. Judges must use worksheets to communicate with the table steward. The judge may ask the table steward to prepare and have the worksheet ready for the next dog. The table steward is responsible for totaling deductions on the judge's worksheet and transferring them to the official judge's book. Final scores may be recorded in the official judge's book by the table steward; however, the judge must verify the scores and sign the book prior to awarding ribbons. The table steward must be aware that any and all class changes of dogs in rally can only be made by the superintendent or the trial secretary. No additions or corrections to the judge's book are allowed by any other person.

The duties of table stewards should include:

- Correctly entering the class, proper armband number and breed of dog on the worksheet.
- Correctly adding the scores on the worksheet.
- Correctly transferring the scores from the worksheets and the times to the judge's book, and after doing so, initialing the judge's worksheet.
- Informing the judge of any error on the worksheet, and after the judge corrects it, entering the score and time of the dog into the judge's book correctly.
- Listing the time in the judge's book as minutes, seconds and hundredths.
- Posting each dog's unofficial score at or near ringside after the dog finishes the course.
- Making sure the judge's worksheets are not displayed or exhibited to any other person at the event, unless specifically directed to do so by the judge.
- Making all trophies and ribbons available at the conclusion of each class.

## CHAPTER 3

### THE RING STEWARD

Ring stewards should report to their assigned ring at least 45 minutes prior to the scheduled judging time for the class. Each judge in rally will have at least one ring steward.

The duties of ring stewards should include:

- Assisting in setting up the rally courses initially and from class to class as needed.
- Assisting in the posting of unofficial scores if needed by the rally table steward.
- Being aware of any problems with the dogs on the course and ready to follow instructions given by the judge.
- Making sure that jumps in the Rally Advanced, Excellent and Master classes are set at the correct jump height for each dog entered in the classes.
- Assisting with the leash in the Rally Advanced, Excellent and Master classes, making sure that the leash is returned to the handler and that the dog is on leash before leaving the ring.
- Performing any other duties as assigned by the judge.

## CHAPTER 4

### THE TIME STEWARD

Time stewards should report to their assigned ring at least 45 minutes prior to the scheduled judging time for the class. This will allow them to become familiar with the course layout/design and the timing equipment. The correct timing of a dog is important to rally events and exhibitors. If two or more dogs in a class earn the same score, the tie is broken by time.

The duties of time stewards should include:

- Being stationed in a position or place as specified by the judge prior to the running of each dog on the course.
- Making sure the timing of a run starts when the judge says “Forward” and the time of the run ends when both the dog and handler cross/pass the Finish sign.
- Immediately reporting the time to the table steward after each dog completes the course.
- Making sure that the time reported is in minutes, seconds and hundredths. If there is a malfunction in the timing device when a dog is running a course, the timing steward will report the malfunction to the judge and the table steward immediately after the dog and handler crosses the Finish sign.

## CHAPTER 5 THE CLASSES AND JUMPS

### **NOVICE AND INTERMEDIATE**

In the Novice and Intermediate classes, exercises are performed on leash, and there are no jumps. The judge will give the order for the handler to begin the course. The ring and gate stewards should remain outside the ring but stay alert to any possible problems and be ready to follow whatever instructions the judge may give.

### **ADVANCED, EXCELLENT AND MASTER**

When issuing an armband in the Advanced, Excellent and Master classes, the table steward or gate steward should check the catalog to verify the height and distance the dog jumps. When a dog and handler enter the ring for the Advanced, Excellent or Master classes, the gate or ring steward should take the leash from the handler. When the dog has finished running the Advanced and/or Master course, the gate or ring steward should return the leash to the handler and ensure that the dog is on leash before it leaves the ring. It is essential that the ring or other stewards assigned to set jumps have a tape measure, steel ruler or folding ruler to ensure accuracy in setting the broad jump. Stewards must arrange jumps quickly and accurately to ensure a minimal loss or waste of judging time.

### **THE JUMPS**

The gate and/or ring steward will confirm with the handler the height the dog jumps. Rally Advanced, Excellent and Master classes will be run in jump height order, unless prior arrangements have been made by a handler with the judge to run a dog out of order. It is essential that ring stewards be familiar with the *AKC Rally Regulations* in order to set the jumps correctly in the event jump changes are required.

### **HIGH JUMP AND/OR BAR JUMP**

The jump height requirements are as follows:

<u>Height of dog at withers</u>	<u>Height to be jumped</u>
Less than 10 inches	4 inches
10 inches to less than 15 inches	8 inches
15 inches to less than 20 inches	12 inches
20 inches and over	16 inches

**Broad Jump** – In the ring, broad jump hurdles will be arranged in order of size from smallest to largest. They will be evenly spaced, covering a distance equal to twice the height of the high jump set for each dog. Three boards will be used for a jump of 32 inches, two boards for a jump of 16 or 24 inches, and one board for a jump of 8 inches. When decreasing the number of boards in the jump, the highest hurdle will be removed first.



## AKC RALLY SIGNS AND DESCRIPTIONS

THE FOLLOWING SIGNS MAY BE USED IN ALL CLASS LEVELS.

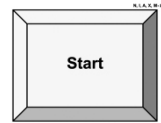
The Principal Parts are **boldface and underlined**.

## AKC RALLY SIGNS AND DESCRIPTIONS

THE FOLLOWING SIGNS MAY BE USED IN ALL CLASS LEVELS.

The Principal Parts are **boldface and underlined**.

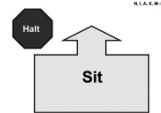
1. **START** - Indicates the beginning of the course.  
The dog does not have to be sitting at the start.



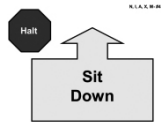
2. **FINISH** - Indicates the end of the course - timing stops.



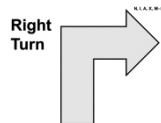
3. **HALT - Sit** - While heeling, **the handler halts and the dog sits** in heel position. (Stationary)



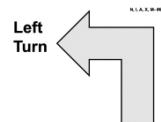
4. **HALT - Sit - Down** - While heeling, **the handler halts and the dog sits** in heel position. **The dog must then down** in heel position. (Stationary)



5. \* **Right Turn - 90° turn to the right.**



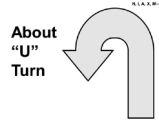
6. \* **Left Turn - 90° turn to the left.**



7. \* **About Turn - Right - 180° turn to the right.**



8. \*About “U” Turn - 180° turn to the left.



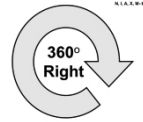
9. \*270° Right Turn - While heeling, the dog and handler make a tight 270° turn to the right.



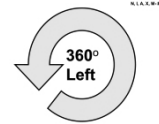
10. \*270° Left Turn - While heeling, the dog and handler make a tight 270° turn to the left.



11. 360° Right Turn - While heeling, the dog and handler make a tight 360° turn to the right.



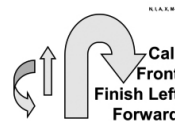
12. 360° Left Turn - While heeling, the dog and handler make a tight 360° turn to the left.



13. Call Front – Finish Right – Forward – While heeling, the handler stops forward motion and calls the dog to front. The handler may take several steps backward. The dog must come and sit in front. Without the handler moving their feet, the dog must finish to the right. As the dog clears the handler’s path, the handler will heel forward before the dog returns to heel position. (Stationary)



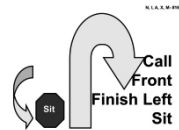
14. Call Front – Finish Left – Forward – While heeling, the handler stops forward motion and calls the dog to front. The handler may take several steps backward. The dog must come and sit in front. Without the handler moving their feet, the dog must finish to the left. As the dog clears the handler’s path, the handler will heel forward before the dog returns to heel position. (Stationary)



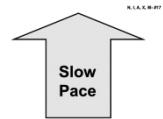
15. **Call Front – Finish Right – Sit** – While heeling, **the handler stops forward motion** and calls the dog to front. The handler may take several steps backward. **The dog must come and sit** in front. **Without the handler moving their feet, the dog must finish to the right and sit** in heel position. (Stationary)



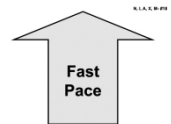
16. **Call Front – Finish Left – Sit** – While heeling, **the handler stops forward motion** and calls the dog to front. The handler may take several steps backward. **The dog must come and sit** in front. **Without the handler moving their feet, the dog must finish to the left and sit** in heel position. (Stationary)



17. **Slow Pace - The dog and handler must slow down noticeably.** This must be followed by a normal pace sign unless it is the last station on the course.



18. **Fast Pace - The dog and handler must speed up noticeably.** This must be followed by a normal pace sign.



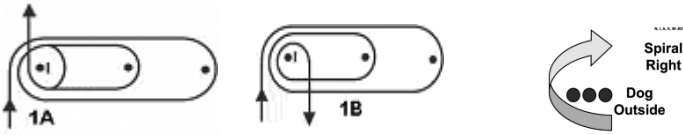
19. **\*Normal Pace - The dog and handler walk briskly.** This sign is only used after a slow or fast pace sign.



20. **Moving Side Step Right** – While heeling, **the handler takes one step to the right, leading with the right foot**, and continues heeling along the newly established line. **The dog must move with the handler**. This sign will be placed directly in line of the team's path requiring the handler and dog to sidestep to the right to pass the sign.



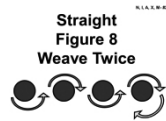
21. **Spiral Right - Dog Outside** - This sign requires three pylons placed in a straight line with spaces between them of approximately 6-8 feet. The dog and handler must turn to the right to move around each of the pylons.



22. **Spiral Left - Dog Inside** - This sign requires three pylons placed in a straight line with spaces between them of approximately 6-8 feet. The dog and handler must turn to the left to move around each of the pylons.



23. **Straight Figure 8 Weave Twice** - This sign requires four pylons placed in a straight line with spaces between them of approximately 6-8 feet. The dog and handler will enter into the weave with the first pylon on their left side. They must complete the entire weave twice.



24. **Serpentine Weave Once** - This sign requires four pylons placed in a straight line with spaces between them of approximately 6-8 feet. The dog and handler will enter into the weave with the first pylon on their left side. They must complete the entire weave once.



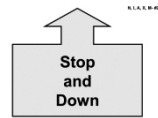
25. **HALT - 1, 2 and 3 Steps** - While heeling, the handler halts and the dog sits in heel position. The handler takes one step forward, halts and the dog sits in heel position. The handler takes two steps forward, halts and the dog sits in heel position and then three steps forward, halts and the dog sits in heel position. The dog moves with the handler each time. (Stationary)



26. **Call Front – 1, 2 and 3 Steps Backward - Forward** - While heeling, the handler stops forward motion and calls the dog to front. The handler may take several steps backward. The dog must come and sit in front. The handler takes one step backward and halts. The dog must move with the handler and sit in front as the handler halts. The handler takes two steps backward and halts. The dog must move with the handler and sit in front as the handler halts. The handler takes three steps backward and halts. The dog must move with the handler and sit in front as the handler halts. The handler may command/signal the dog to finish. As the dog clears the handler's path, the handler will heel forward before the dog returns to heel position. (Stationary)



27. **Stop and Down** – While heeling, the handler stops forward motion and the dog downs in heel position. The dog must stay down until the handler moves forward. (Stationary)



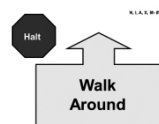
28. **HALT – Fast Forward from Sit** – While heeling, the handler halts and the dog sits in heel position. The dog and handler then heel forward at a fast pace. This must be followed by a normal pace sign. (Stationary)



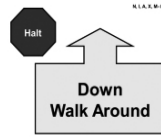
29. **Left About Turn** – While heeling, the handler will make an about turn to the left, while at the same time the dog must move around the handler to the right and into heel position.



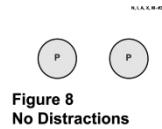
30. **HALT - Walk Around** – While heeling, the handler halts and the dog sits in heel position. The dog must stay while the handler walks around behind the dog. returns to heel position and pauses. The handler must pause before heeling forward. (Stationary)



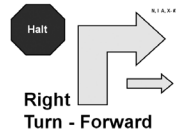
31. **HALT – Down – Walk Around** - While heeling, **the handler halts and the dog sits** in heel position. **The dog must then down and stay while the handler walks around behind the dog, returns** to heel position **and pauses**. The dog and handler then heel forward. (Stationary)



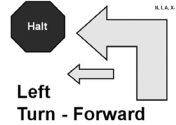
32. **Figure 8 – No Distractions** - This sign requires two pylons spaced approximately 6-8 feet apart. The Figure 8 may be entered with the pylons on either the left or right side. **The dog and handler will perform a complete figure 8 around the pylons, crossing the center line three times.**



33. **HALT – Right Turn – Forward** - While heeling, **the handler halts and the dog sits** in heel position. **The handler and dog turn right** together and heel forward. (Stationary)



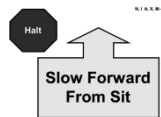
34. **HALT – Left Turn – Forward** - While heeling, **the handler halts and the dog sits** in heel position. **The handler and dog turn left** together and heel forward. (Stationary)



35. **Call Front – Return to Heel** – While heeling, **the handler stops forward motion** and may command/signal the dog to front. The handler may take several steps backward. **The dog must come and sit** in front. **The dog must stay while the handler walks around behind the dog to return** to heel position. **The handler must pause before heeling forward.** (Stationary)



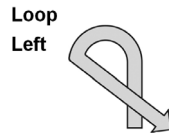
36. **HALT – Slow Forward From Sit** – While heeling, **the handler halts and the dog sits** in heel position. **The dog and handler** then heel forward **at a slow pace**. This must be followed by a normal pace sign unless it is the last sign on the course. (Stationary)



37. **Loop Right** - While heeling, **the dog and handler loop right crossing over the original path.**



38. **Loop Left** - While heeling, the dog and handler loop left crossing over the original path.



39. **Diagonal Right** – While heeling, the dog and handler make an open angle turn to the right. The dog must move with the handler.  
This sign will be placed directly in line of the team’s path.



40. **Diagonal Left** – While heeling, the dog and handler make an open angle turn to the left. The dog must move with the handler.  
This sign will be placed directly in line of the team’s path.



41. **Offset Serpentine Right** - This sign requires three pylons. The center pylon will be offset to the right by 3-4 feet with the other two spaced approximately 6-8 feet apart. The dog and handler will enter into the weave with the first pylon on their right side. They must complete the entire serpentine together.

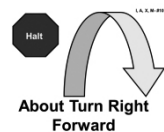


42. **Offset Serpentine Left** - This sign requires three pylons. The center pylon will be offset to the left by 3-4 feet with the other two spaced approximately 6-8 feet apart. The dog and handler will enter into the weave with the first pylon on their left side. They must complete the entire serpentine together.



The following signs may be used in the Intermediate, Advanced, Excellent and Master classes. Except sign 103 may not be used in the Intermediate or Master classes

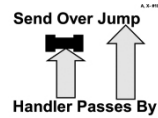
101. **HALT - About Turn Right - Forward** – While heeling, the handler halts and the dog sits. The dog and handler turn 180° to the right and heel forward. (Stationary)



102. **HALT - About “U” Turn - Forward** – While heeling, the handler halts and the dog sits. The dog and handler turn 180° to the left and heel forward. (Stationary)



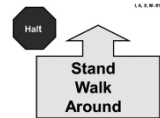
103. \*Send over Jump – Handler Passes By – The dog must clear the jump on the first attempt, in the proper direction without stopping, while the handler passes by without stopping.



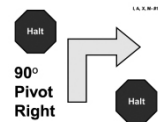
104. HALT – Turn Right One Step – Call to Heel – HALT – While heeling, the handler halts and the dog sits. The dog must stay sitting while the handler turns, takes one step to the right, halts and calls the dog to heel. The dog must then return to the handler to heel position and sit. (Stationary)



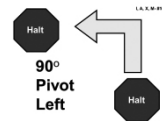
105. HALT – Stand – Walk Around – While heeling, the handler halts and the dog sits. The dog must then stand and stay while the handler walks around behind the dog, returns to heel position and pauses. The dog and handler then heel forward. The handler may move forward with the dog to stand it. In the Intermediate and Advanced classes the handler may touch the dog to stand it. In the Excellent and Master classes the handler may not touch the dog to stand it. (Stationary)



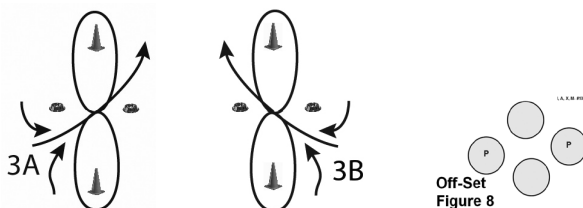
106. HALT – 90° Pivot Right – HALT – While heeling, the handler halts and the dog sits. The dog and handler pivot 90° to the right together and the dog sits in heel position. (Stationary)



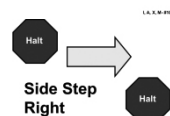
107. HALT – 90° Pivot Left – HALT – While heeling, the handler halts and the dog sits. The dog and handler pivot 90° to the left together and the dog sits in heel position. (Stationary)



108. **Offset Figure 8 – 108. Offset Figure 8** – This sign requires two pylons spaced about 6 –8 feet apart. The two distractions will be placed to the sides about 5-6 feet apart. The Figure 8 may be entered with the pylons on either the left or right side. **The dog and handler and will perform a complete figure 8 together around the pylons, crossing the center line three times without disturbing the distractions.** The distractions will be securely covered containers with tempting dog treats or dog safe toys may be used in place of dog treats.



109. **HALT – Side Step Right – HALT** – While heeling, **the handler halts in front of the sign and the dog sits. The dog and handler move one step directly to the right together. The handler halts and the dog sits** in heel position. This sign will be placed directly in line of the team’s path requiring the dog and handler to sidestep to the right to pass the sign. (Stationary)



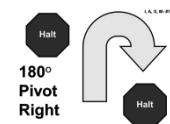
110. **HALT – Call Front – Finish Right** – While heeling, **the handler halts and the dog sits. Without the handler moving their feet, the dog must then come and sit** in front. **Without the handler moving their feet, the dog must finish to the right and sit** in heel position. (Stationary)



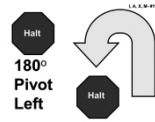
111. **HALT – Call Front – Finish Left** – While heeling, **the handler halts and the dog sits. Without the handler moving their feet, the dog must then come and sit** in front. **Without the handler moving their feet, the dog must finish to the left and sit** in heel position. (Stationary)



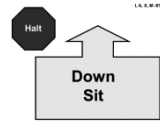
112. **HALT – 180° Pivot Right – HALT** – While heeling, **the handler halts and the dog sits. The dog and handler pivot 180° to the right together and the dog sits** in heel position. (Stationary)



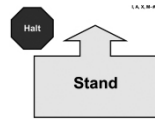
113. **HALT – 180° Pivot left – HALT** – While heeling, **the handler halts and the dog sits.** **The dog and handler pivot 180° to the left together and the dog sits** in heel position. (Stationary)



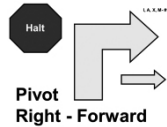
114. **HALT – Down – Sit** – While heeling, **the handler halts and the dog sits.** **The dog must then down and sit.** (Stationary)



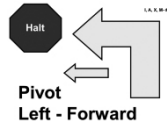
115. **HALT – Stand** – While heeling, **the handler halts and the dog sits.** **The dog must then stand** in heel position. The handler may move forward with the dog to stand it. In the Intermediate and Advanced classes the handler may touch the dog to stand it. **In the Excellent and Master classes the handler may not touch the dog to stand it.** (Stationary)



116. **HALT – Pivot Right – Forward** – While heeling, **the handler halts and the dog sits.** **The dog and handler pivot 90° to the right together** and heel forward. (Stationary)



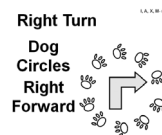
117. **HALT – Pivot Left – Forward** – While heeling, **the handler halts and the dog sits.** **The dog and handler pivot 90° to the left together** and heel forward. (Stationary)



118. **HALT – Leave 2 Steps – Call to Heel – Forward** – While heeling, **the handler halts and the dog sits.** **The dog must stay while the handler takes two steps forward and pauses.** The handler begins to heel forward and commands the dog to heel. **The dog must speed up noticeably** to return to heel position. (Stationary)



119. **Right Turn - Dog Circles Right - Forward** – While heeling, **the handler turns right and the dog circles around the handler to the right** returning to heel position and heeling forward. The handler may pause as needed.



120. **Left Turn - Dog Circles Right - Forward**  
 – While heeling, the handler turns left and the dog circles around the handler to the right returning to heel position and heeling forward. The handler may pause as needed.



121. **HALT - Step in Front - Finish Right - Forward**  
 – While heeling, the handler halts and the dog sits. The handler steps in front to face the dog. Without the handler moving their feet, the dog must finish right. As the dog clears the handler's path, the handler will heel forward before the dog returns to heel position. (Stationary)



122. **HALT - Step in Front - Finish Left - Forward**  
 – While heeling, the handler halts and the dog sits. The handler steps in front to face the dog. Without the handler moving their feet, the dog must finish left. As the dog clears the handler's path, the handler will heel forward before the dog returns to heel position. (Stationary)

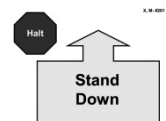


123. **2 Side Steps Right - Forward** - While heeling, the handler will take two side steps to the right, leading with the right foot, and continue heeling along the newly established line. The dog must move with the handler. This sign will be placed directly in line of the team's path requiring the dog and handler to side step to the right to pass the sign.

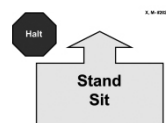


The following signs may be used in the Excellent and Master classes except signs 210 and 298 may not be used in the Master class.

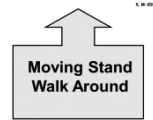
201. **HALT – Stand – Down** - While heeling, the handler halts and the dog sits. The dog must stand and then down without the handler moving their feet or touching the dog. The dog must remain down until the handler moves forward. (Stationary)



202. **HALT – Stand – Sit** - While heeling, the handler halts and the dog sits. The dog must stand and then sit without the handler moving their feet or touching the dog. The dog must remain sitting until the handler moves forward. (Stationary)



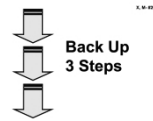
203. **Moving Stand – Walk Around** – While heeling, the dog must stand and stay as the handler, without pausing, walks around behind the dog, returns to heel position and pauses. The dog and handler then heel forward. (Stationary)



204. **Moving Down – Walk Around** – While heeling, the dog must down and stay as the handler, without pausing, walks around behind the dog, returns to heel position and pauses. The dog and handler then heel forward. (Stationary)



205. **Backup 3 Steps** – While heeling, the dog and handler reverse direction walking backward at least 3 steps together and then continue heeling forward. The dog must remain standing throughout.



206. **Down While Heeling - Call to Finish – Sit** - While heeling, the dog must down and stay as the handler, without pausing, continues about 6 feet to the Call sign and turns to face the dog. Without moving their feet, the handler may command/signal the dog to finish. The dog must finish to the right or left and sit in heel position. (Stationary)



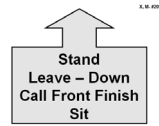
207. **Stand While Heeling – Call to Finish – Sit** - While heeling, the dog must stand and stay as the handler, without pausing, continues about 6 feet to the Call sign and turns to face the dog. Without moving their feet, the handler may command/signal the dog to finish. The dog must finish to the right or left and sit in heel position. (Stationary)



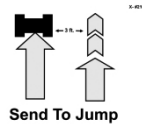
208. **Stand – Leave – Sit – Call Front – Finish – Sit** - While heeling, the handler will stop forward motion; the dog must stand and stay. The handler will walk about 6 feet to the Call sign and turn to face the dog. The dog must then sit, come and sit in front. Without moving their feet, the handler may command/signal the dog to finish. The dog must finish to the right or left and sit in heel position. (Stationary)




209. **Stand – Leave – Down – Call Front – Finish – Sit** - While heeling, **the handler will stop forward motion; the dog must stand and stay. The handler will walk about 6 feet to the Call sign and turn to face the dog. The dog must then down, come and sit** in front. **Without moving their feet**, the handler may command/signal the dog to finish. **The dog must finish** to the right or left **and sit** in heel position. (Stationary)



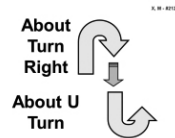
210. **Send to Jump – At the sign the dog must leave the handler to jump. The dog must clear the jump on the first attempt, in the proper direction** without stopping. **The handler must remain at least 3 feet away from the jump and may not pass the jump until the dog has returned** to heel position. (See Chapter 2, Section 23)



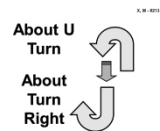
211. **Double Left About Turn – While heeling, the handler will make an about turn to the left**, while at the same time **the dog must move around the handler to the right** and into heel position. The handler will take two or three steps before **the dog and handler make a second about turn to the left**.



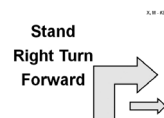
212. **About Turn Right - About U Turn - While heeling, the dog and handler turn 180° to the right**, take two or three steps forward and then **turn 180° to the left**.



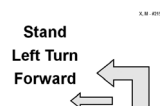
213. **About U Turn - About Turn Right - While heeling, the dog and handler turn 180° to the left**, take two or three steps forward and then **turn 180° to the right**.



214. **Stand - Right Turn - Forward - While heeling, the handler stops and without touching the dog, the dog stands** in heel position. **The dog and handler turn right** and then heel forward. (Stationary)



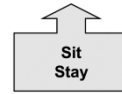
215. **Stand - Left Turn - Forward - While heeling, the handler stops and without touching the dog, the dog stands** in heel position. **The dog and handler turn left** and then heel forward. (Stationary)



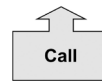
216. **HALT - Dog Circles Right - SIT** – While heeling, the handler halts and the dog sits. The dog circles around the handler to the right, returns to heel position and sits. (Stationary)



298. **Sit Stay** - The dog must remain in the sit position while the handler gets the leash, walks around behind the dog to return to heel position and until the judge says "Exercise Finished." (See Chapter 2, Section 23)

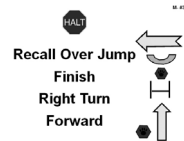


299. \***Call** – This sign will be used as a marker for associated signs. (See Chapter 2, Section 23)



The following signs may be used in the Master class.

301. **HALT - Recall over Jump - Finish - Right Turn - Forward** - This sign will be placed at least 8 feet before the jump. While heeling, the handler halts and the dog sits in front of the jump. The handler will leave the dog, walk to the other side, stand in front of the jump and turn to face the dog. The dog must remain sitting until called over the jump. The dog must clear the jump on the first attempt, in the proper direction without stopping, come and sit in front. Without moving their feet, the handler may command/signal the dog to finish. The dog must finish to the right or left. As the dog clears the handler's path, the handler will turn right and heel forward before the dog returns to heel position. (Stationary) *Sign 301A must be used with this sign.*



301A must be used with sign 301.

Directional Arrow



302. **HALT - Recall over Jump - Finish - Left Turn - Forward** - This sign will be placed at least 8 feet before the jump. While heeling, the handler halts and the dog sits in front of the jump. The handler will leave the dog, walk to the other side, stand in front of the jump and turn to face the dog. The dog must remain sitting until called over the jump. The dog must clear the jump on the first attempt, in the proper direction without stopping, come and sit in front. Without moving their feet, the handler may command/signal the dog to finish. The dog must finish to the right or left. As the dog clears the handler's path, the handler will turn left and heel forward before the dog returns to heel position. (Stationary) *Sign 302A must be used with this sign.*



302A must be used with sign 302.

Directional Arrow



303. **HALT - Recall over Jump - Finish - About Turn - Forward** - This sign will be placed at least 8 feet before the jump. While heeling, the handler halts and the dog sits in front of the jump. The handler will leave the dog, walk to the other side, stand in front of the jump and turn to face the dog. The dog must remain sitting until called over the jump. The dog must clear the jump on the first attempt, in the proper direction without stopping, come and sit in front. Without moving their feet, the handler may command/signal the dog to finish. The dog must finish to the right or left. As the dog clears the handler's path, the handler will make an about turn and heel forward before the dog returns to heel position. (Stationary) *Sign 303A must be used with this sign.*

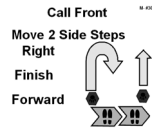


303-A must be used with sign 303.

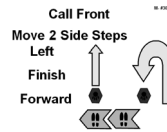
Directional Arrow



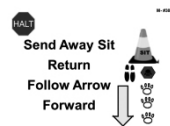
304. **Call Front - Move 2 Side Steps Right - Finish Forward** - While heeling, the handler stops and calls the dog to front. The handler may take several steps backward. The dog must come and sit in front. The handler will take two steps to the right and the dog must move with the handler. When the handler stops moving the dog must sit in front. Without moving their feet, the handler may command/signal the dog to finish. The dog must finish to the right or left. As the dog clears the handler's path, the handler will heel forward before the dog returns to heel position. (Stationary)



305. **Call Front - Move 2 Side Steps Left - Finish Forward** - While heeling, the handler stops and calls the dog to front. The handler may take several steps backward. The dog must come and sit in front. The handler will take two side steps to the left and the dog must move with the handler. When the handler stops moving the dog must sit in front. Without moving their feet, the handler may command/signal the dog to finish. The dog must finish to the right or left. As the dog clears the handler's path, the handler will heel forward before the dog returns to heel position. (Stationary)



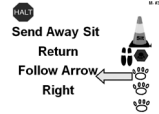
306. **HALT - Send Away Sit - Return - Follow Arrow Forward** - The pylon will be placed approximately 6 feet away from the sign. While heeling, the handler halts and the dog sits. When sent, the dog must go to the area of the pylon stop and sit with its attention on the handler, but it need not sit squarely. The dog must stay while the handler returns to heel position. The handler may return to heel position by going directly to heel or walking around behind the dog. The handler must pause before heeling forward in the direction of the arrow. *Sign 306A must be used with this sign*. (Stationary)



306-A must be used with sign 306.

307. **HALT - Send Away Sit - Return - Follow Arrow Right** – The pylon will be placed approximately 6 feet away from the sign. While heeling, **the handler halts and the dog sits. When sent, the dog must go to the area of the pylon stop and sit** with its attention on the handler, but it need not sit squarely. **The dog must stay while the handler returns** to heel position. The handler may return to heel position by going directly to heel or walking around behind the dog. **The handler must pause** before heeling to the right in the direction of the arrow. (Stationary) *Sign 307A must be used with this sign.*

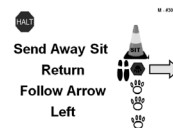
Directional Arrow



307A must be used with sign 307.

308. **HALT - Send Away Sit - Return - Follow Arrow Left** – The pylon will be placed approximately 6 feet away from the sign. While heeling, **the handler halts and the dog sits. When sent, the dog must go to the area of the pylon stop and sit** with its attention on the handler, but it need not sit squarely. **The dog must stay while the handler returns** to heel position. The handler may return to heel position by going directly to heel or walking around behind the dog. **The handler must pause** before heeling to the left in the direction of the arrow. (Stationary) *Sign 308A must be used with this sign.*

Directional Arrow

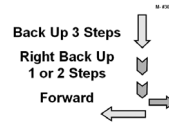


308A must be used with sign 308.

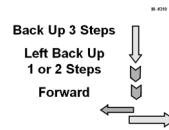
Directional Arrow



309. **Backup 3 Steps - Right Backup 1 or 2 Steps – Forward** - While heeling, the dog and handler reverse direction walking backwards at least 3 steps, and without stopping, take one or two steps backwards 90° to the right and then heel forward. The dog must move with the handler.



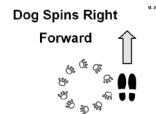
310. **Backup 3 Steps - Left Backup 1 or 2 Steps – Forward** - While heeling, the dog and handler reverse direction walking backwards at least 3 steps, and without stopping, take one or two steps backwards 90° to the left and then heel forward. The dog must move with the handler.



311. **Backup 3 Steps - Stand & Leave - Call to Finish – Forward** - The Call sign will be placed approximately three feet away from this sign. While heeling, the dog and handler reverse direction and walk backwards at least 3 steps. The handler may pause to stand and leave the dog. The dog must stand and stay until called. The handler will walk to the Call sign and turn to face the dog. Without moving their feet, the handler may command/signal the dog to finish. The dog must finish to the right or left. As the dog clears the handler's path, the handler will heel forward. (Stationary)



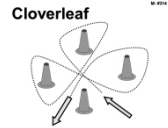
312. **Dog Spins Right - Forward** – While heeling, the handler stops and the dog, without sitting, spins in a circle to the right alongside the handler. When the dog returns to heel position, the dog and handler heel forward.



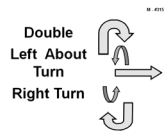
313. **Dog Spins Left - Forward** – While heeling, the handler stops and the dog, without sitting, spins in a circle to the left alongside the handler. When the dog returns to heel position, the dog and handler heel forward.



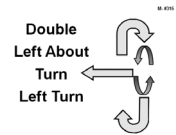
314. **Cloverleaf** - This sign requires the pylons be spaced approximately 6 feet apart. **The dog and handler must complete the cloverleaf by crossing the center line four times.** The pylons will be numbered in the order they are to be performed. This is a change of direction sign and upon exiting the team may go in any direction to the next sign.



315. **Double Left About Turn - Right Turn** - While heeling, **the handler will make an about turn to the left,** while at the same time **the dog must move around the handler to the right** and into heel position. The handler will take two or three steps before **the dog and handler make a second about turn to the left.** **The dog and handler then turn right** and heel forward.



316. **Double Left About Turn - Left Turn** - While heeling, **the handler will make an about turn to the left,** while at the same time **the dog must move around the handler to the right** and into heel position. The handler will take two or three steps before **the dog and handler make a second about turn to the left.** **The dog and handler then turn left** and heel forward.



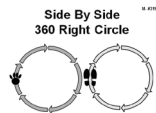
317. **HALT - Leave - Recall - Finish Right – Sit** - While heeling, **the handler halts and the dog sits.** **The dog must stay while the handler leaves and walks approximately 15 feet to the Call sign,** **turns and faces the dog.** When called, **the dog must go directly to the handler and sit** in front. **Without moving their feet,** the handler may command/signal the dog to finish. **The dog must finish right and sit** in heel position. (Stationary)



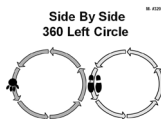
318. **HALT - Leave - Recall - Finish Left – Sit -** While heeling, the handler halts and the dog sits. The dog must stay while the handler leaves and walks approximately 15 feet to the Call sign, turns and faces the dog. When called, the dog must go directly to the handler and sit in front. Without moving their feet, the handler may command/signal the dog to finish. The dog must finish left and sit in heel position. (Stationary)



319. **Side by Side 360°Right Circle -** While heeling, the dog and handler will stop forward motion and make a 360° side by side right circle.



320. **Side by Side 360°Left Circle -** While heeling, the dog and handler will stop forward motion and make a 360° side by side left circle.



321. **Dog Circles Right Around Handler - Handler Circles Left -** While heeling, the dog and handler will stop forward motion. The dog must circle right around the handler and the handler will circle left at the same time the dog is moving right. The dog and handler heel forward. This is a 360° circle with the dog and handler moving in opposite directions.



322. **Stand - Leave 2 Steps - Call to Heel -** While heeling, the handler stops and the dog stands in heel position. The dog must stand and stay while the handler takes two steps forward and pauses. The handler begins to heel forward and then commands the dog to heel. The dog must speed up noticeably to resume heel position. (Stationary)



## COMPANION EVENTS

### **Weekdays**

Doug Ljungren 919-816-3903  
*Vice President Sports & Events*

Pamela Manaton 919-816-3559  
*Director*

Department Direct Line 919-816-3575

### **Weekdays**

Event Plans – Obedience 919-816-3579

Event Plans – Rally 919-816-3725

**AKC Weekend Club Hotline** 919-816-3955

## NOTES

## NOTES

## NOTES

## AKC Code of Sportsmanship

*PREFACE: The sport of purebred dog competitive events dates prior to 1884, the year of AKC's birth. Shared values of those involved in the sport include principles of sportsmanship. They are practiced in all sectors of our sport: conformation, performance and companion. Many believe that these principles of sportsmanship are the prime reason why our sport has thrived for over one hundred years. With the belief that it is useful to periodically articulate the fundamentals of our sport, this code is presented.*

- Sportsmen respect the history, traditions and integrity of the sport of purebred dogs.
- Sportsmen commit themselves to values of fair play, honesty, courtesy, and vigorous competition, as well as winning and losing with grace.
- Sportsmen refuse to compromise their commitment and obligation to the sport of purebred dogs by injecting personal advantage or consideration into their decisions or behavior.
- The sportsman judge judges only on the merits of the dogs and considers no other factors.
- The sportsman judge or exhibitor accepts constructive criticism.
- The sportsman exhibitor declines to enter or exhibit under a judge where it might reasonably appear that the judge's placements could be based on something other than the merits of the dogs.
- The sportsman exhibitor refuses to compromise the impartiality of a judge.
- The sportsman respects the AKC bylaws, rules, regulations and policies governing the sport of purebred dogs.
- Sportsmen find that vigorous competition and civility are not inconsistent and are able to appreciate the merit of their competition and the effort of competitors.
- Sportsmen welcome, encourage and support newcomers to the sport.
- Sportsmen will deal fairly with all those who trade with them.
- Sportsmen are willing to share honest and open appraisals of both the strengths and weaknesses of their breeding stock.
- Sportsmen spurn any opportunity to take personal advantage of positions offered or bestowed upon them.
- Sportsmen always consider as paramount the welfare of their dog.
- Sportsmen refuse to embarrass the sport, the American Kennel Club, or themselves while taking part in the sport.

Complete text of booklet available at:  
[www.akc.org](http://www.akc.org)

To order booklet(s), contact AKC at:  
American Kennel Club  
8051 Arco Corporate Drive  
Suite 100  
Raleigh, NC 27617-3390  
Tel: (919) 233-9767  
E-mail: [orderdesk@akc.org](mailto:orderdesk@akc.org)  
Web site: [www.akc.org](http://www.akc.org)

©2017  
The American Kennel Club  
260 Madison Ave.  
New York, NY 10016-2401